

VETRON

5000 » PARTS LIST

01/2015

05 GENERAL ADVICE

06 01. PARTS LIST

07 01.01. SEWING MACHINE: OVERVIEW

08 01.01.01. INDEX - PARTS OF SEWING MACHINE

00. GENERAL ADVICE

00. GENERAL ADVICE

At the time of printing, all information and illustrations in this document were up to date.
Technical changes, subject without prior notice!



CAUTION!

Please take note of; we will not be liable for spare parts and accessories, not purchased from us. These parts were neither examined by us, nor released. Consequently, the installation or use of these products can have a negative influence on design-related features of their machine.

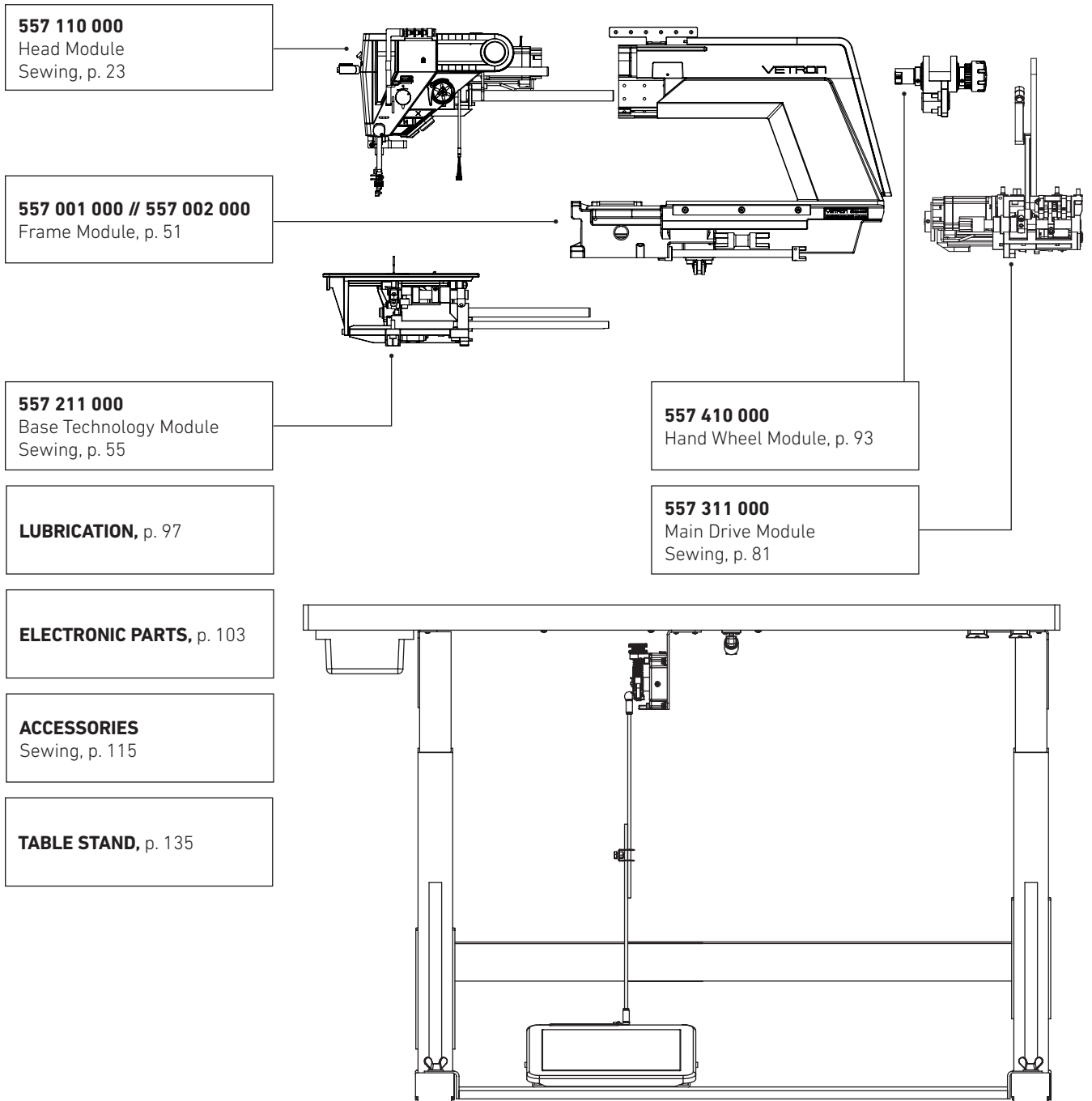
We accept no liability for any damage caused by the use of non-original parts.

01. PARTS LIST

01.01. SEWING MACHINE: OVERVIEW

01. PARTS LIST

01.01. SEWING MACHINE: OVERVIEW



01. PARTS LIST

01.01.01. INDEX - PARTS OF SEWING MACHINE

PART NAME	MODULE / LEAFLET	PAGE	POS-NR.
01-00115-35 (Height adjustable stand incl. Pedal (KES-B-1000-L))	Table Stand	136	3
01-00118-35 Long-arm stand Height adjustable stand incl. Pedal (KES-B-14000-L)	Table Stand	136	3 (Option)
01-01500 (Electric height adjustable stand for sitting or standing position (KES-2000) without pedal)	Table Stand	136	3 (Option)
01-01510 Long-arm stand Electric height adjustable stand for sitting or standing operation (KES-2000-1200-660 mm) without pedal	Table Stand	136	3 (Option)
01-01520 Electric height adjustable stand for sitting or standing position with rolls (KES-2000-RO075) without pedal	Table Stand	136	3 (Option)
01-01530 Long-arm stand Electric height adjustable stand for sitting or standing operation with rolls (KES-2000- RO075-1200-660 mm) without pedal	Table Stand	136	3 (Option)
11-00030-35 Pedal KES-B-1000-L	Table Stand	136	4
11-001129-35 Pedal K-20 for electric height adjustable stand	Table Stand	136	4 (Option)
11-00123-35 Pedal K-40-T for electric height adjustable stand for sitting or standing operation	Table Stand	136	4 (Option)
17WF5-037	557 110 000	44	3
224 110 02	557 211 000	74	5
22T-012F6	557 110 000	32	15
130 082 05	557 211 000	72	7
130 132 05	557 211 000	72	12
130 132 06	557 211 000	72	9
130 132 23	557 211 000	72	3
130 132 24	557 211 000	72	4
130 132 33	557 211 000	72	5

01. PARTS LIST

01.01.01. INDEX - PARTS OF SEWING MACHINE

PART NAME	MODULE / LEAFLET	PAGE	POS-NR.
130 135 03	557 211 000	72	8
130 135 04	557 211 000	72	10
130 135 51	557 211 000	72	6
130 135 53	557 211 000	72	11
130 135 54	557 211 000	72	2
230 100 008	557 001 000	52	17
261 990 249	557 110 000	30	2
500 011 404	557 110 000	44	15
500 034 322	557 211 000	64	12
500 035 330	Electronic Parts	104	2
500 035 501	Electronic Parts	104	3
500 035 502	Electronic Parts	104	4
500 035 506	Electronic Parts	104	8
500 035 510	Electronic Parts	104	12
51-24044-12 (1200×600 mm)	Table Stand	136	2
51-24063-12 (1600×600 cm)	Table Stand	136	2 (Option)
557 110 112	Sewing Accessories	133	
557 110 119	Sewing Accessories	133	
557 110 120	Sewing Accessories	133	
558 101 006	Sewing Accessories	120	
558 102 009	Sewing Accessories	120	
558 103 012	Sewing Accessories	120	
558 104 006	Sewing Accessories	120	
558 105 009	Sewing Accessories	120	
558 106 012	Sewing Accessories	120	
558 107 006	Sewing Accessories	121	
558 108 006	Sewing Accessories	122	
558 125 006	Sewing Accessories	122	
558 128 006	Sewing Accessories	122	
558 139 006	Sewing Accessories	121	

01. PARTS LIST

01.01.01. INDEX - PARTS OF SEWING MACHINE

PART NAME	MODULE / LEAFLET	PAGE	POS-NR.
558 140 009	Sewing Accessories	121	
558 141 012	Sewing Accessories	121	
558 142 006	Sewing Accessories	121	
558 143 009	Sewing Accessories	121	
558 144 012	Sewing Accessories	121	
558 145 009	Sewing Accessories	123	
558 155 009	Sewing Accessories	123	
558 701 000	Sewing Accessories	131	
558 702 000	Sewing Accessories	131	
559 0006 11	557 110 000	32	12
559 007 14 (Longarm)	Lubrication	100	4
559 0009 09	557 001 000	52	2
559 0001 10	557 211 000	68	2
559 0010 09	557 110 000	26	1
559 0014 10	557 311 000	86	6
559 0016 10	557 001 000	52	22
559 0020 09	557 211 000	60	1
559 0026 10	557 211 000	62	11
559 0027 09	557 211 000	62	1
559 0029 10	557 211 000	62	7
559 0030 10	557 110 000	44	6
559 0032 10	557 211 000	62	6
559 0038 10	557 211 000	62	4
559 0042 10	557 211 000	62	5
559 0043 09	557 211 000	64	1
559 0047 10	557 211 000	64	4
559 0054 35	557 211 000	64	11
559 0060 10	557 110 000	44	19
559 0061 10	557 311 000	84	13
559 0061 10	557 311 000	94	5

01. PARTS LIST

01.01.01. INDEX - PARTS OF SEWING MACHINE

PART NAME	MODULE / LEAFLET	PAGE	POS-NR.
559 0062 15	557 311 000	94	3
559 0068 09	557 110 000	38	8
559 0072 10	557 110 000	40	2
559 0075 09	557 110 000	44	4
559 0076 09	557 110 000	44	5
559 0079 10	557 110 000	44	10
559 0080 10	557 110 000	44	14
559 0081 10	557 110 000	44	11
559 0085 10	557 110 000	42	13
559 0087 10	557 110 000	42	2
559 0091 10	557 110 000	48	6
559 0092 10	557 110 000	42	15
559 0093 10	557 110 000	42	3
559 0095 10	557 110 000	42	19
559 0096 10	557 110 000	48	3
559 0098 10	557 110 000	46	1
559 0099 10	557 110 000	48	12
559 0102 10	557 110 000	42	16
559 0103 10	557 110 000	40	8
559 0104 09	557 110 000	40	5
559 0117 10	557 110 000	48	10
559 0121 33	557 110 000	26	3
559 0126 35	557 110 000	26	5
559 0127 36	557 110 000	26	2
559 0128 13	557 110 000	34	5
559 0129 13	557 110 000	32	6
559 0130 09	557 110 000	32	3
559 0145 09	557 311 000	86	13
559 0160 09	557 311 000	84	11
559 0163 09	557 110 000	46	2

01. PARTS LIST

01.01.01. INDEX - PARTS OF SEWING MACHINE

PART NAME	MODULE / LEAFLET	PAGE	POS-NR.
559 0169 09	557 110 000	46	8
559 0169 10	557 110 000	46	7
559 0172 09	557 311 000	84	17
559 0173 00	557 311 000	88	1
559 0175 09	557 311 000	86	10
559 0181 10	557 311 000	88	7
559 0188 10	557 311 000	84	9
559 0192 10	557 311 000	84	27
559 0196 10	557 311 000	86	11
559 0197 10	557 311 000	86	14
559 0198 10	557 311 000	86	12
559 0199 10	557 311 000	86	7
559 0200 10	557 001 000	52	1
559 0218 35	Sewing Accessories (Standard)	116	5
559 0220 35	Sewing Accessories (Standard)	116	8
559 0227 33	557 001 000	52	4
559 0229 33	557 001 000	52	3
559 0230 35	557 001 000	52	14
559 0231 35	557 001 000	52	6
559 0233 35	Sewing Accessories (Standard)	116	10
559 0237 30	557 110 000	32	8
559 0239 09	557 110 000	42	1
559 0241 10	557 110 000	42	20
559 0244 35	Sewing Accessories (Standard)	116	13
559 0252 10	557 311 000	84	16
559 0252 10	557 211 000	60	5
559 0264 10	557 110 000	42	11
559 0265 31	557 110 000	42	6
559 0274 10	557 110 000	30	16
559 0277 10	557 110 000	30	16

01. PARTS LIST

01.01.01. INDEX - PARTS OF SEWING MACHINE

PART NAME	MODULE / LEAFLET	PAGE	POS-NR.
559 0278 10	557 110 000	30	15
559 0279 10	557 110 000	30	23
559 0281 10	557 110 000	30	25
559 0282 13	557 110 000	30	13
559 0283 35	557 110 000	30	6
559 0296 16	557 110 000	32	18
559 0299 09	557 110 000	42	10
559 0301 10 (if needed)	557 211 000	74	9
559 0303 10	557 211 000	78	10
559 0304 10	557 211 000	74	15
559 0305 10	557 211 000	78	8
559 0306 10	557 211 000	78	5
559 0307 10	557 211 000	78	3
559 0309 10	557 211 000	68	1
559 0310 10	557 211 000	70	4
559 0313 10	557 211 000	70	12
559 0314 09	557 211 000	68	3
559 0320 10	557 211 000	70	3
559 0321 10	557 211 000	76	8
559 0322 10	557 211 000	74	13
559 0324 14	557 211 000	74	7
559 0326 10	557 211 000	70	13
559 0327 10	557 211 000	78	9
559 0329 10	557 211 000	74	10
559 0331 09	557 211 000	70	6
559 0332 10	557 211 000	70	7
559 0333 09	557 211 000	74	3
559 0336 14	557 211 000	68	4
559 0337 35	557 211 000	76	6
559 0339 00	557 211 000	70	16

01. PARTS LIST

01.01.01. INDEX - PARTS OF SEWING MACHINE

PART NAME	MODULE / LEAFLET	PAGE	POS-NR.
559 0343 09	557 211 000	68	6
559 0344 09	557 211 000	78	1
559 0350 14	557 001 000	52	21
559 0351 10	557 211 000	78	11
559 0352 14	557 311 000	84	20
559 0354 13	Sewing Accessories (Standard)	116	7
559 0375 09	557 110 000	32	11
559 0376 13	557 110 000	32	19
559 0377 11	557 110 000	32	14
559 0379 09	557 110 000	32	16
559 0384 15	557 110 000	34	2
559 0385 13	557 110 000	34	4
559 0392 15	557 110 000	28	4
559 0393 13	557 110 000	32	17
559 0394 13	557 110 000	28	5
559 0395 15	557 110 000	28	3
559 0396 69	557 110 000	28	7
559 0397 69	557 110 000	28	6
559 0398 15	557 110 000	28	8
559 0400 10 (Longarm)	557 001 000	52	1
559 0407 16	557 211 000	58	9
559 0408 35	557 211 000	58	4
559 0409 19	557 211 000	58	1
559 0410 35	557 211 000	58	5
559 0418 10	557 110 000	48	13
559 0419 09	557 311 000	94	1
559 0420 00	557 311 000	86	3
559 0422 00	557 110 000	48	5
559 0424 16	557 211 000	58	7
559 0425 10	557 211 000	58	2

01. PARTS LIST

01.01.01. INDEX - PARTS OF SEWING MACHINE

PART NAME	MODULE / LEAFLET	PAGE	POS-NR.
559 0429 13	557 110 000	32	4
559 0430 36	557 110 000	32	21
559 0432 12	Sewing Accessories (Standard)	116	1
559 0433 12	Sewing Accessories (Standard)	116	14
559 0434 09	557 311 000	88	4
559 0435 15	Sewing Accessories (Standard)	116	11
559 0436 15 (Longarm)	Sewing Accessories (Standard)	116	11
559 0437 09	557 211 000	64	8
559 0441 09	557 211 000	76	1
559 0443 10	557 211 000	76	3
559 0458 39	Sewing Accessories (Standard)	116	3
559 0459 00	557 311 000	94	8
559 0460 09	557 001 000	52	7
559 0463 10	557 001 000	52	20
559 0466 10	557 001 000	52	24
559 0467 09 (Longarm)	557 001 000	52	8
559 0469 11	557 311 000	94	6
559 0474 09 (XXL)	557 110 000	40	5
559 0476 10	557 110 000	42	8
559 0479 10	557 311 000	84	19
559 0486 00	557 311 000	94	8
559 0488 00	557 110 000	40	10
559 0496 10	557 311 000	88	6
559 0499 10	557 110 000	28	13
559 0506 59	557 110 000	28	1
559 0507 59	Electronic Parts	110	1
559 0512 59	557 110 000	38	16
559 0514 59	557 110 000	38	3
559 0516 59	557 110 000	30	1
559 0517 59	557 110 000	30	6

01. PARTS LIST

01.01.01. INDEX - PARTS OF SEWING MACHINE

PART NAME	MODULE / LEAFLET	PAGE	POS-NR.
559 0523 59	557 311 000	18	7
559 0528 59	557 110 000	38	16
559 0551 59	Electronic Parts	104	5
559 0552 59	Electronic Parts	104	6
559 0553 59	Electronic Parts	104	7
559 0554 59	Electronic Parts	104	9
559 0555 59	Electronic Parts	104	10
559 0556 59	Electronic Parts	104	11
559 0612 59	Electronic Parts	106	10
559 0613 59	Electronic Parts	110	5
559 0618 59	Electronic Parts	110	4
559 0626 59 (USB Admin)	Sewing Accessories	118	7
559 0628 59 (USB Operator)	Sewing Accessories	118	8
559 0629 59	Electronic Parts	106	1
559 0633 59	Electronic Parts	110	3
559 0636 59	Electronic Parts	112	8
559 0637 59	Electronic Parts	112	4
559 0638 59	Electronic Parts	112	10
559 0641 59	Electronic Parts	104	1
559 0644 59	Electronic Parts	110	2
559 0646 59	Electronic Parts	112	1
559 0648 59	Electronic Parts	112	11
559 0649 59	Electronic Parts	112	*
559 0654 59	Electronic Parts	106	12
559 0658 59	Electronic Parts	112	1
559 0663 59	557 110 000	28	14
559 0666 59	Sewing Accessories	128	2
559 0668 59	Sewing Accessories	128	3
559 0669 59	Electronic Parts	112	2
559 0700 59	557 311 000	84	4

01. PARTS LIST

01.01.01. INDEX - PARTS OF SEWING MACHINE

PART NAME	MODULE / LEAFLET	PAGE	POS-NR.
559 0704 59	557 110 000	32	1
559 0710 59	557 110 000	48	8
559 0713 59	557 311 000	86	2
559 0714 59	557 110 000	48	15
559 0715 59	Sewing Accessories	124	1
559 0720 59	Sewing Accessories	124	35
559 0721 59	Sewing Accessories	124	13
559 0722 59	Sewing Accessories	124	36
559 0804 10	557 001 000	52	12
559 0812 10	557 110 000	42	9
559 0820 10	557 110 000	38	2
559 0824 10 (XXL)	557 211 000	68	1
559 0827 30	557 211 000	74	18
559 0827 30	Sewing Accessories	118	
559 0831 10	557 110 000	44	9
559 0833 13	557 110 000	30	10
559 0835 09	557 110 000	38	1
559 0836 09	557 311 000	84	2
559 0838 10	557 110 000	30	4
559 0841 09	557 110 000	28	11
559 0842 11	557 001 000	52	19
559 0845 10	557 110 000	30	22
559 0847 11	557 110 000	44	17
559 0856 30	Sewing Accessories	118	9
559 0863 14	557 001 000	52	10
559 0864 14	Lubrication	98	2
559 0896 14	557 110 000	44	13
559 0897 14	Lubrication	98	1
559 0898 14	Lubrication	98	3
559 0899 11	557 001 000	52	9

01. PARTS LIST

01.01.01. INDEX - PARTS OF SEWING MACHINE

PART NAME	MODULE / LEAFLET	PAGE	POS-NR.
559 0915 30	557 110 000	30	30
559 0916 13	Sewing Accessories	126	1
559 0921 13	557 001 000	52	15
559 0922 11	Sewing Accessories	130	
559 0924 13	557 110 000	34	1
559 0925 13	557 110 000	34	8
559 0946 09	557 110 000	30	2
559 0948 30 (Longarm)	Sewing Accessories	118	
559 0950 14	Lubrication	100	2
559 0951 14	Lubrication	100	1
559 0953 11	557 110 000	38	12
559 0953 14	Lubrication	100	3
559 0955 14	557 001 000	52	11
559 0956 15	557 110 000	38	18
559 0958 10	557 110 000	30	17
559 0959 09	557 211 000	64	9
559 0960 09	557 211 000	72	1
559 0961 09 (XXL)	557 211 000	74	1
559 0963 14	557 110 000	44	16
559 0964 01	557 110 000	38	13
559 0966 11	557 110 000	28	14
559 0968 11	557 110 000	38	9
559 0983 13 (XXL)	557 110 000	32	6
559 0984 11	557 110 000	38	11
559 0985 13	Sewing Accessories	130	3
559 0996 09	557 110 000	30	12
559 0999 10	Sewing Accessories	130	
559 1061 11	557 110 000	30	9
559 1700 09	557 110 000	30	1
559 1701 09	557 110 000	30	16

01. PARTS LIST

01.01.01. INDEX - PARTS OF SEWING MACHINE

PART NAME	MODULE / LEAFLET	PAGE	POS-NR.
559 1703 09	557 110 000	30	11
559 1704 09	557 110 000	30	4
559 1705 15	557 110 000	28	15
559 1711 35	557 311 000	84	12
559 1712 35	557 311 000	84	14
559 1713 35	557 311 000	84	28
559 1715 13	Sewing Accessories	126	2
559 1741 13	Sewing Accessories	126	3
559 1746 10	557 110 000	30	10
559 1749 11	Sewing Accessories	126	7
559 1750 16	Sewing Accessories	126	10
559 1753 16	Sewing Accessories	126	5
559 1756 10	557 311 000	18	8
559 1758 15	557 311 000	18	5
559 1760 59	557 311 000	18	1
559 1763 10	Sewing Accessories	124	35
559 1766 16	Sewing Accessories	124	11
559 1767 31	Sewing Accessories	124	2
559 1768 10	Sewing Accessories	124	8
559 1769 10	Sewing Accessories	124	15
559 1770 11	Sewing Accessories	124	7
559 1772 16	Sewing Accessories	124	6
559 1773 39	Sewing Accessories	124	19
559 1775 09	Sewing Accessories	124	33
559 1776 39	Sewing Accessories	124	18
559 1777 31	Sewing Accessories	124	17
559 1785 09 (Longarm)	Sewing Accessories	116	
559 1787 01	Sewing Accessories	124	30
559 1790 09	Sewing Accessories	126	13
559 1799 10	Sewing Accessories	124	14

01. PARTS LIST

01.01.01. INDEX - PARTS OF SEWING MACHINE

PART NAME	MODULE / LEAFLET	PAGE	POS-NR.
559 1886 09	557 110 000	40	
559 1887 09	557 110 000	40	
559 1899 11	Sewing Accessories	124	26
559 1954 32	Sewing Accessories	124	21
559 2153 16	Electronic Parts	106	5
559 2155 09	Electronic Parts	106	4
559 2161 09	Electronic Parts	106	11
559 2162 06	Electronic Parts	106	2
559 2163 09	Table Stand	136	1
559 2205 09	Sewing Accessories	132	
559 2608 10	Sewing Accessories	128	1
559 2610 10	557 110 000	38	19
559 2611 10	557 110 000	34	12
559 2616 10	557 110 000	28	18
559 2878 11	Sewing Accessories	124	27
559 2879 11	Sewing Accessories	124	33
559 4000 13	Sewing Accessories	120	3
559 4000 13	Sewing Accessories	121	3
559 4000 13	Sewing Accessories	122	3
559 4000 13	Sewing Accessories	122	3
559 4001 13	Sewing Accessories	120	3
559 4001 13	Sewing Accessories	123	3
559 4002 13	Sewing Accessories	120	3
559 4003 13	Sewing Accessories	121	3
559 4004 13	Sewing Accessories	121	3
559 4005 13	Sewing Accessories	121	3
559 4100 13	Sewing Accessories	120	4
559 4100 13	Sewing Accessories	121	4
559 4100 13	Sewing Accessories	122	4
559 4100 13	Sewing Accessories	123	4

01. PARTS LIST

01.01.01. INDEX - PARTS OF SEWING MACHINE

PART NAME	MODULE / LEAFLET	PAGE	POS-NR.
559 4101 13	Sewing Accessories	120	4
559 4102 13	Sewing Accessories	121	4
559 4103 13	Sewing Accessories	121	4
559 4201 09	Sewing Accessories	120	2
559 4201 09	Sewing Accessories	121	2
559 4203 09	Sewing Accessories	120	2
559 4203 09	Sewing Accessories	121	2
559 4204 09	Sewing Accessories	121	2
559 4206 13	Sewing Accessories	122	2
559 4209 13	Sewing Accessories	123	2
559 4210 09	Sewing Accessories	123	2
559 4213 09	Sewing Accessories	122	2
559 4218 13	Sewing Accessories	122	2
559 4300 13	Sewing Accessories	120	1
559 4300 13	Sewing Accessories	121	1
559 4301 13	Sewing Accessories	120	1
559 4301 13	Sewing Accessories	121	1
559 4302 13	Sewing Accessories	121	1
559 4305 09	Sewing Accessories	122	1
559 4306 09	Sewing Accessories	122	1
559 4307 13	Sewing Accessories	123	1
559 4308 13	Sewing Accessories	123	1
559 4311 09	Sewing Accessories	122	1
93WF1-006	557 211 000	76	5
93WF14-042	557211000	74	17
93WF2-001	557 110 000	40	3
93WF5-002	557 110 000	44	1
93WF5-014	557 110 000	44	2
B966234009	557 311 000	84	17
B966235009	557 311 000	84	18

01. PARTS LIST

01.01.01. INDEX - PARTS OF SEWING MACHINE

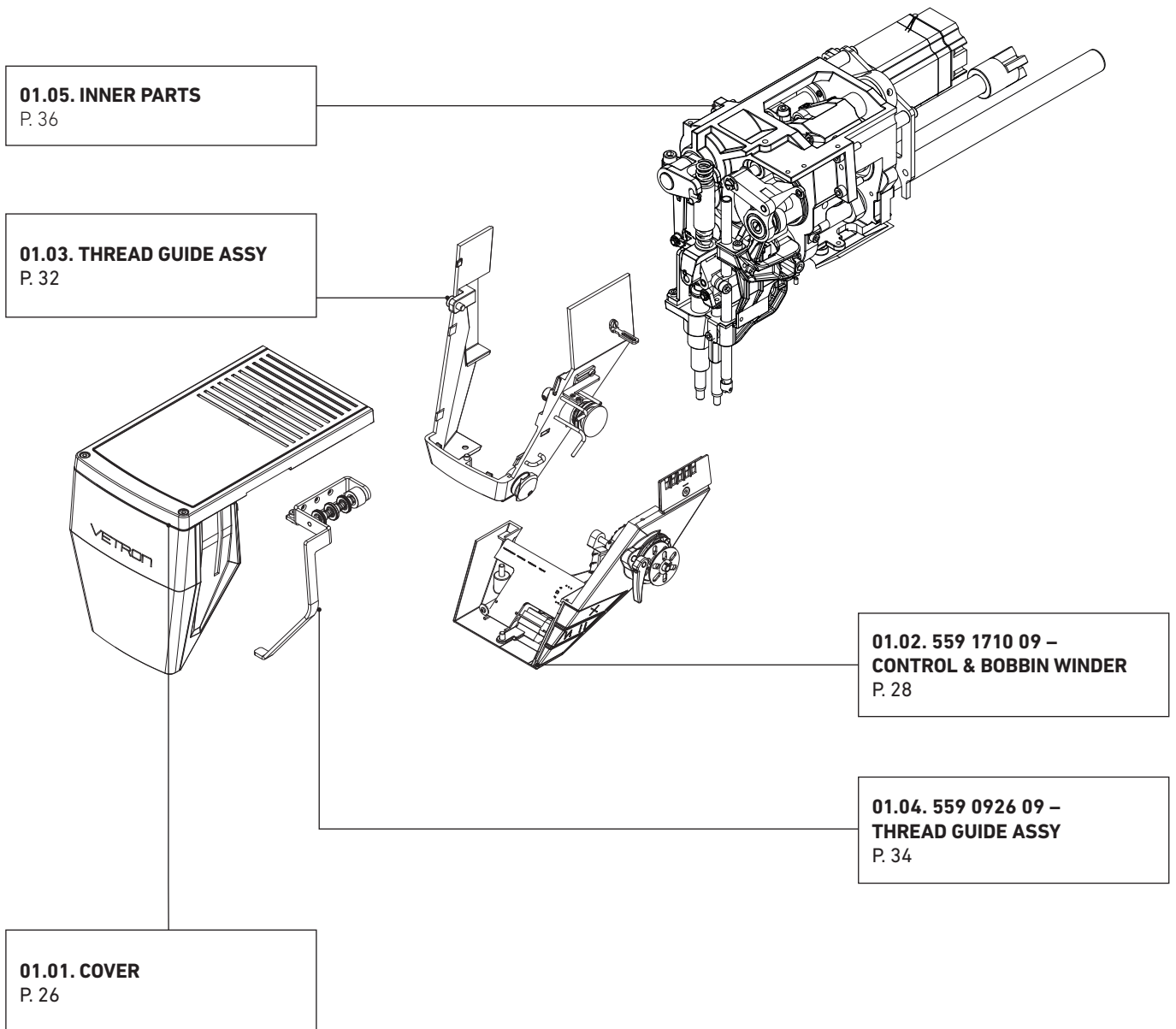
PART NAME	MODULE / LEAFLET	PAGE	POS-NR.
BX59295009	557 211 000	74	5
BX85720609	557 311 000	84	16
BX85728009	557 211 000	64	10
BX85729009	557 211 000	74	4
BXF7055909	557 211 000	64	6
BXF7055909	557 211 000	74	7
BXF7060009	557 211 000	64	13
D-068A-10 0	557 110 000	34	3
H1P-N66-NA-M1	557 211 000	64	16
MB3A -N66-NA-C1	557 211 000	64	17
WN56 – 6×30	Sewing Accessories (Standard)	116	2

PARTS LIST » 557 110 000

24	01. OVERVIEW
26	01.01. COVER
28	01.02. CONTROL & BOBBIN WINDER – 1/2
32	01.03. THREAD GUIDE ASSY
34	01.04. 559 0926 09 – THREAD GUIDE ASSY
36	01.05. INNER PARTS – OVERVIEW
38	01.05.01. BEARING & COVER
40	01.05.02. THREAD TAKE-UP LEVER & MAIN SHAFT
42	01.05.03. TOP FEED MECHANISM
44	01.05.04. NEEDLE BAR PENDULAR
46	01.05.05. STITCH REGULATOR – TOP FEED
48	01.05.06. STEPPING MOTORS

PARTS LIST » 557 110 000

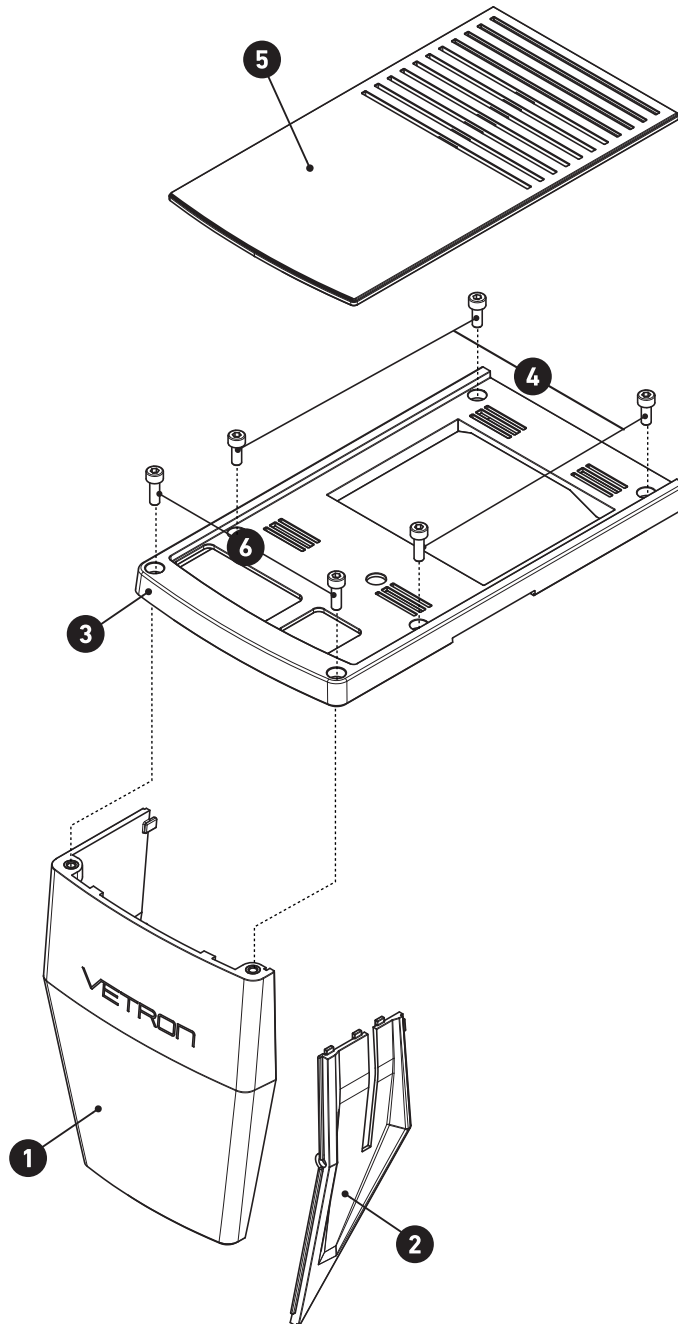
01. OVERVIEW



PARTS LIST » 557 110 000

01.01. COVER

POS-NR.	PART NAME	AMOUNT
1	559 0010 09	1
2	559 0127 36	1
3	559 0121 33	1
4	DIN 912 – M4×10	4
5	559 0126 35	1
6	DIN 912 – M4×12 chrome plated	2



PARTS LIST » 557 110 000

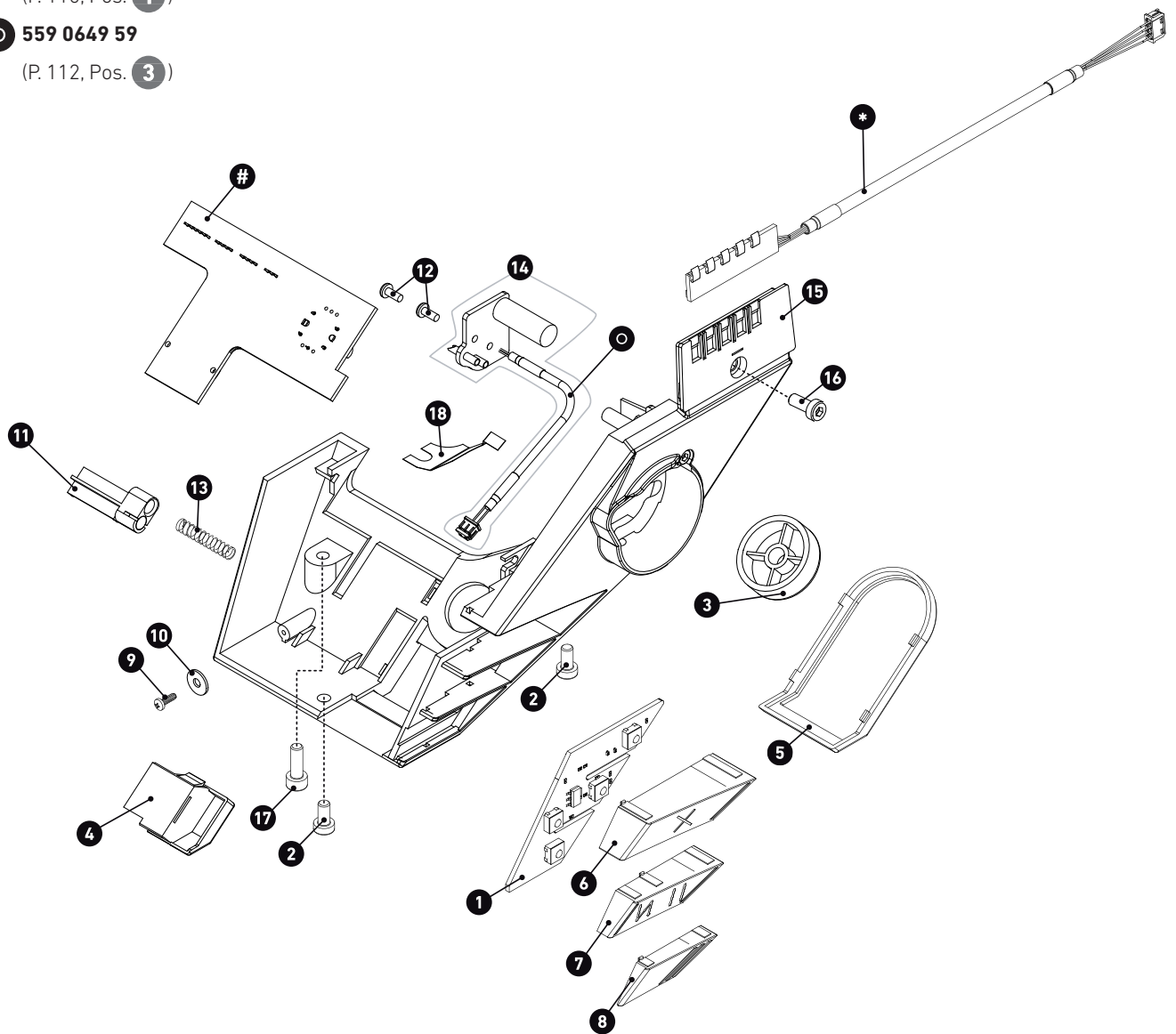
01.02. 559 1710 09 – CONTROL & BOBBIN WINDER – 1/2

POS-NR.	PART NAME	AMOUNT
1	559 0506 59	1
2	DIN 7991 – M4×8	2
3	559 0395 15	1
4	559 0392 15	1
5	559 0394 13	1
6	559 0397 69	1
7	559 0396 69	1
8	559 0398 15	1
9	DIN 7049 – ST 2,2×6,5	1
10	DIN 9021 – 3,2	1
11	559 0841 09 (with magnet)	1
12	ISO 1580 – M2,5×6	1
13	559 0499 10	1
14	559 0663 59	1
15	559 1705 15	1
16	DIN 7984 – M4×6	1
17	DIN 7984 – M4×12	1
18	559 2616 10	1

PARTS LIST » 557 110 000

01.02. – CONTROL & BOBBIN WINDER – 1/2

- * 559 0618 59
(P. 110, Pos. 4)
- # 559 0507 59
(P. 110, Pos. 1)
- 559 0649 59
(P. 112, Pos. 3)



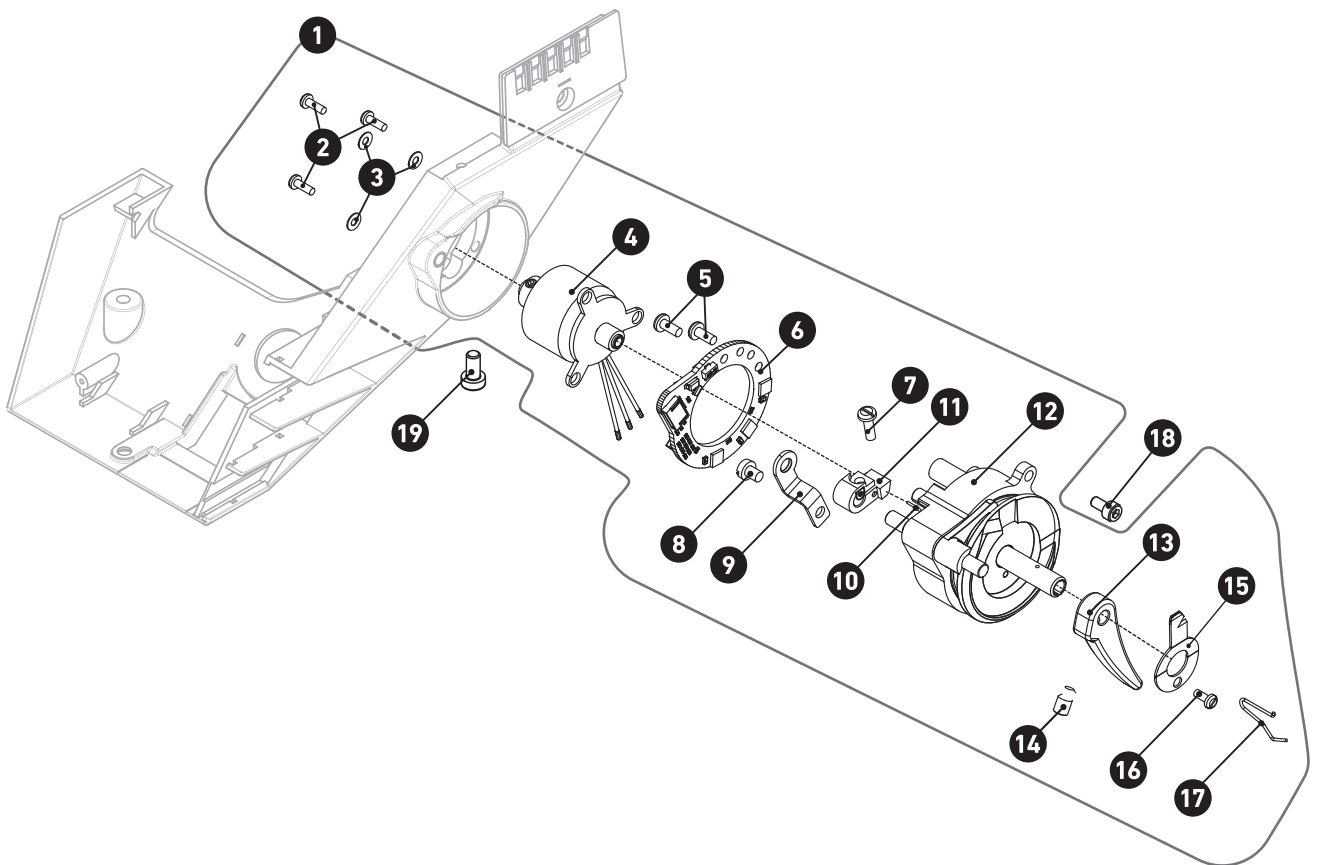
PARTS LIST » 557 110 000

01.02. 559 1700 09 – CONTROL & BOBBIN WINDER – 2/2

POS-NR.	PART NAME	AMOUNT
1	559 1700 09	1
2	559 0946 09	3
3	DIN 125 - A 2.2	3
4	559 1704 09	1
5	ISO 1580 - M2,5×6	2
6	559 0517 59	1
7	ISO 1580 - M2,5×8	1
8	ISO 1207 - M3×4	1
9	559 1061 11	1
10	559 1746 10	1
11	559 1703 09	1
12	559 0996 09	1
13	559 0282 13	1
14	DIN 913 – M4×5	1
15	559 0274 10	1
16	559 1701 09	1
17	559 0958 10	1
18	DIN 912 M3×6	1
19	DIN 7984 M4×8	1

PARTS LIST » 557 110 000

01.02. 559 1700 09 – CONTROL & BOBBIN WINDER – 2/2



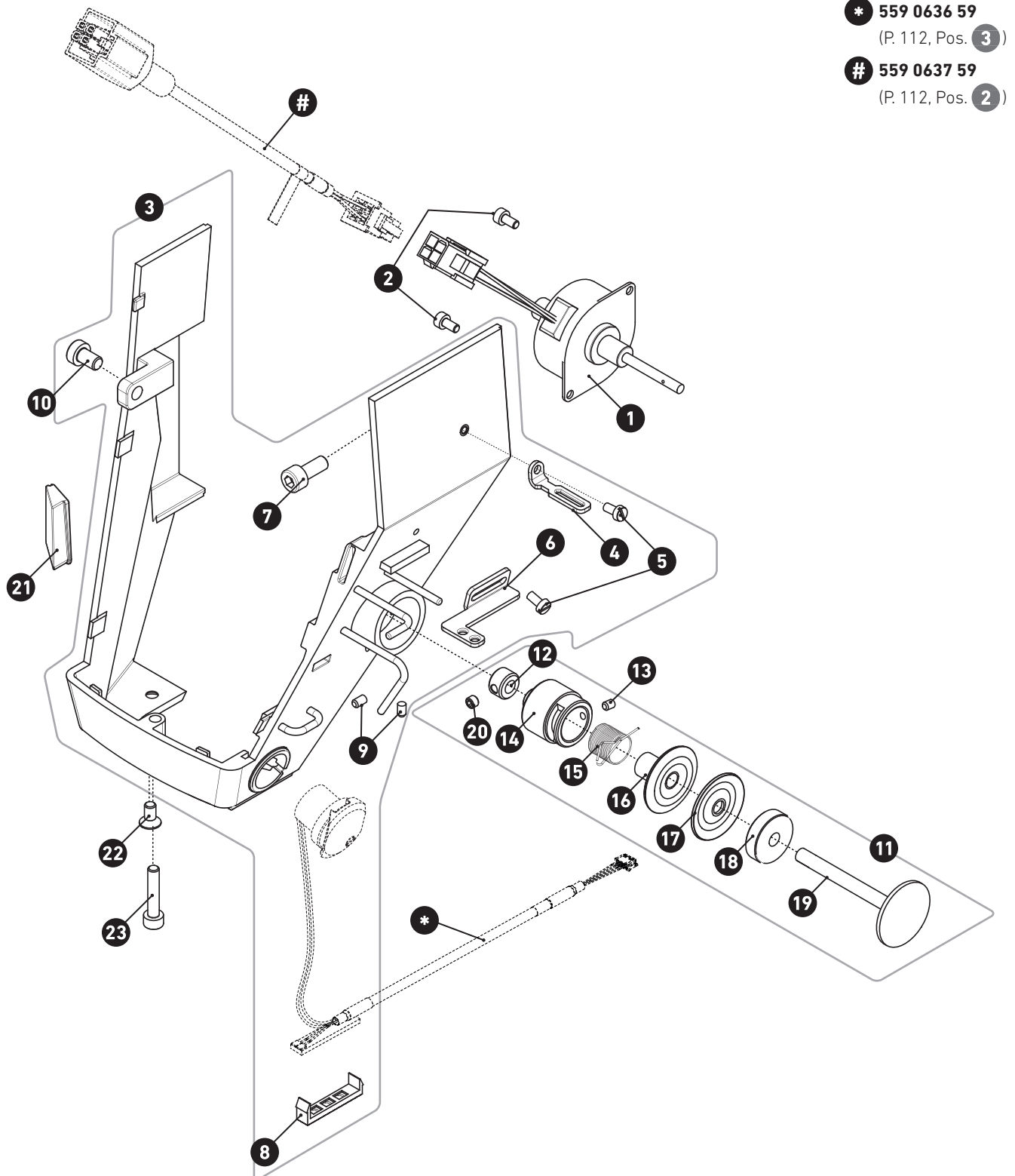
PARTS LIST » 557 110 000

01.03. THREAD GUIDE ASSY

POS-NR.	PART NAME	AMOUNT
1	559 0704 59	1
2	DIN 912 – M3×6	2
3	559 0130 09	1
4	559 0429 13	1
5	ISO 1207 – M3×6	2
6	559 0129 13	1
	559 0983 13 (XXL)	1
7	DIN 912 – M5×12	1
8	559 0237 30	1
9	DIN 913 – M3×5	2
10	DIN 7984 – M5×10	1
11	559 0375 09	1
12	559 0006 11	1
13	DIN 913 – M3×4	1
14	559 0377 11	1
15	C144588301	1
16	559 0379 09	1
17	559 0393 13	1
18	559 0296 16	1
19	559 0376 13	1
20	DIN 913 – M4×3	1
21	559 0430 36	1
22	DIN 7984 – M4×8	1
23	DIN 912 – M4×20	1

PARTS LIST » 557 110 000

01.03. THREAD GUIDE ASSY



* 559 0636 59
(P. 112, Pos. 3)

559 0637 59
(P. 112, Pos. 2)

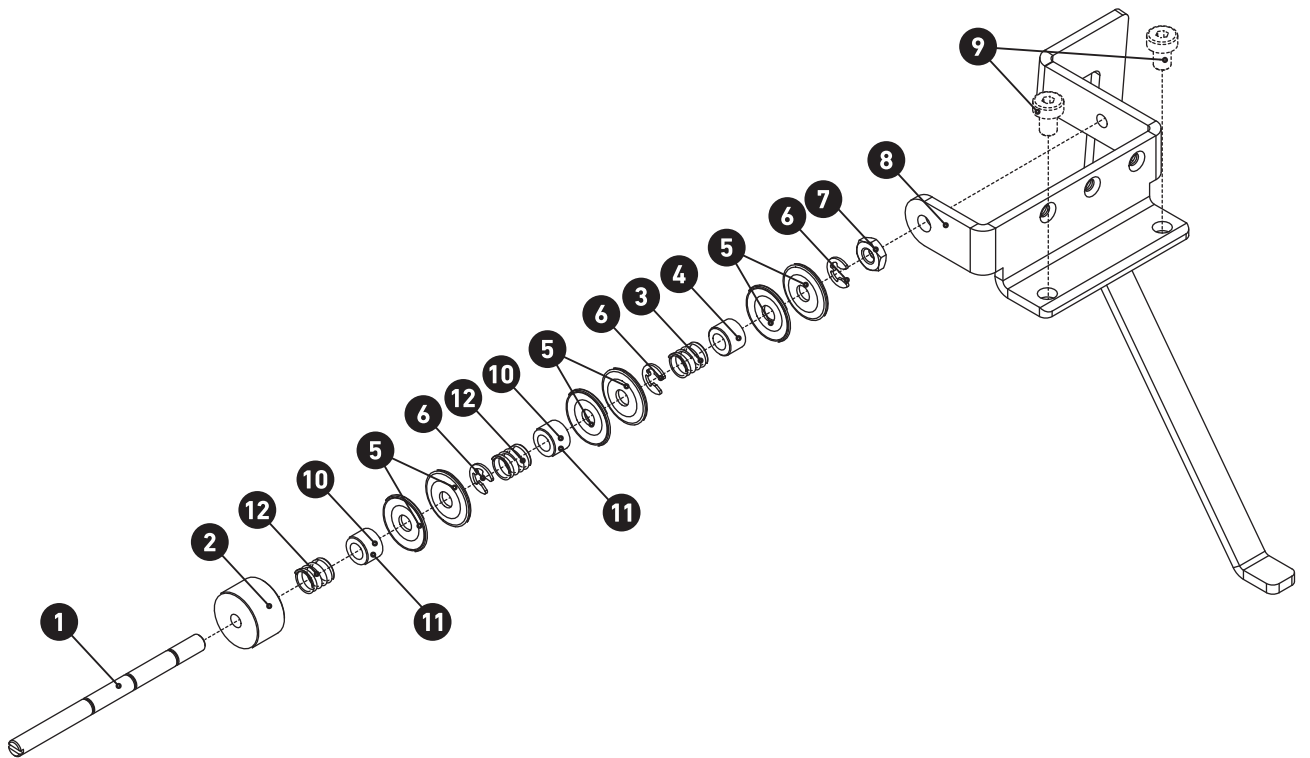
PARTS LIST » 557 110 000

01.04. 559 0926 09 – THREAD GUIDE ASSY

POS-NR.	PART NAME	AMOUNT
1	559 0924 13	1
2	559 0384 15	1
3	D-068A-10 0	1
4	559 0385 13	1
5	559 0128 13	6
6	Lock washer DIN 6799 – 3.2	3
7	Hexagon Thin Nut ISO 4035 – M4	1
8	559 0925 13	1
9	DIN 7991 – M4×8	2
10	Collor 4 DIN 705	2
11	DIN 913-M2,5×3	2
12	559 2611 10	2

PARTS LIST » 557 110 000

01.04. 559 0926 09 – THREAD GUIDE ASSY

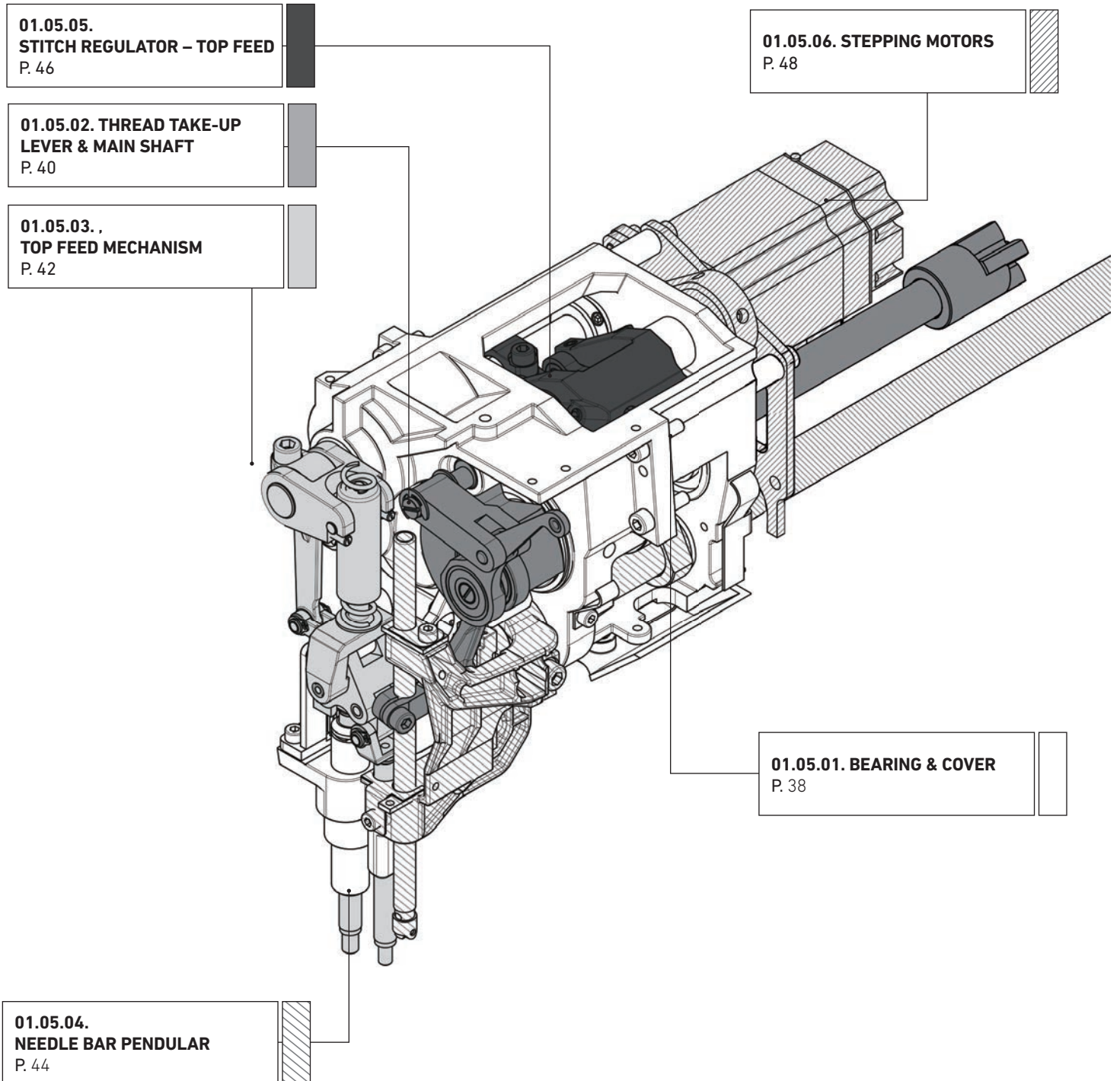


PARTS LIST » 557 110 000

01.05. INNER PARTS – OVERVIEW

PARTS LIST » 557 110 000

01.05. INNER PARTS – OVERVIEW



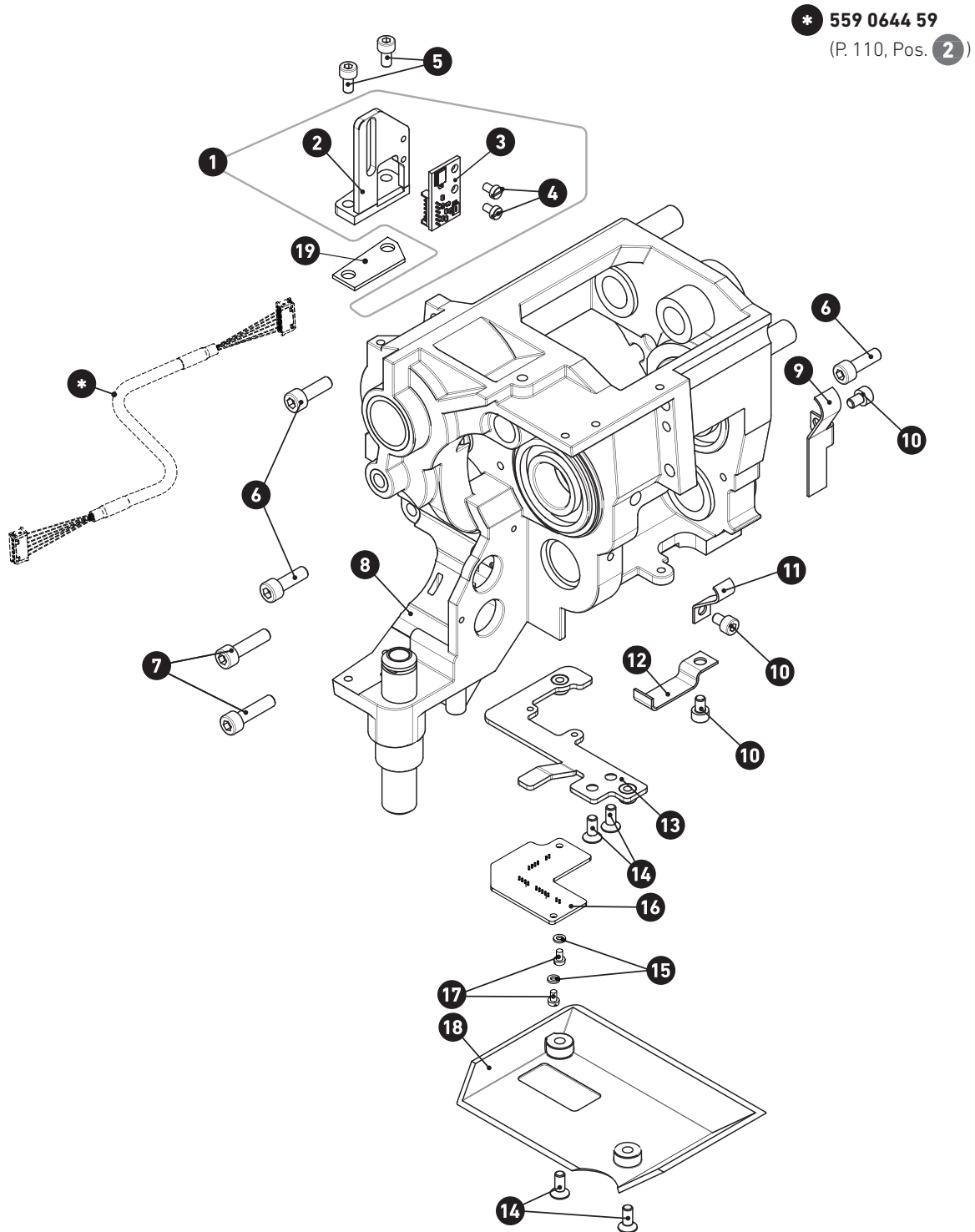
PARTS LIST » 557 110 000

01.05.01. BEARING & COVER

POS-NR.	PART NAME	AMOUNT
1	559 0835 09	1
2	559 0820 10	1
3	559 0514 59	1
4	ISO 1207 – M3×5	2
5	DIN 912 – M4×8	2
6	DIN 912 – M5×16	3
7	DIN 912 – M5×20	2
8	559 0068 09	1
9	559 0968 11	1
10	DIN 912 – M4×6	3
11	559 0984 11	1
12	559 0953 11	1
13	559 0964 01	1
14	DIN 7991 – M4×10	4
15	DIN 988 3×6×1	2
16	559 0528 59	1
17	ISO 1207 – M3×5	2
18	559 0956 15	1
19	559 2610 10	1

PARTS LIST » 557 110 000

01.05.01. BEARING & COVER



* 559 0644 59
(P.110, Pos. 2)

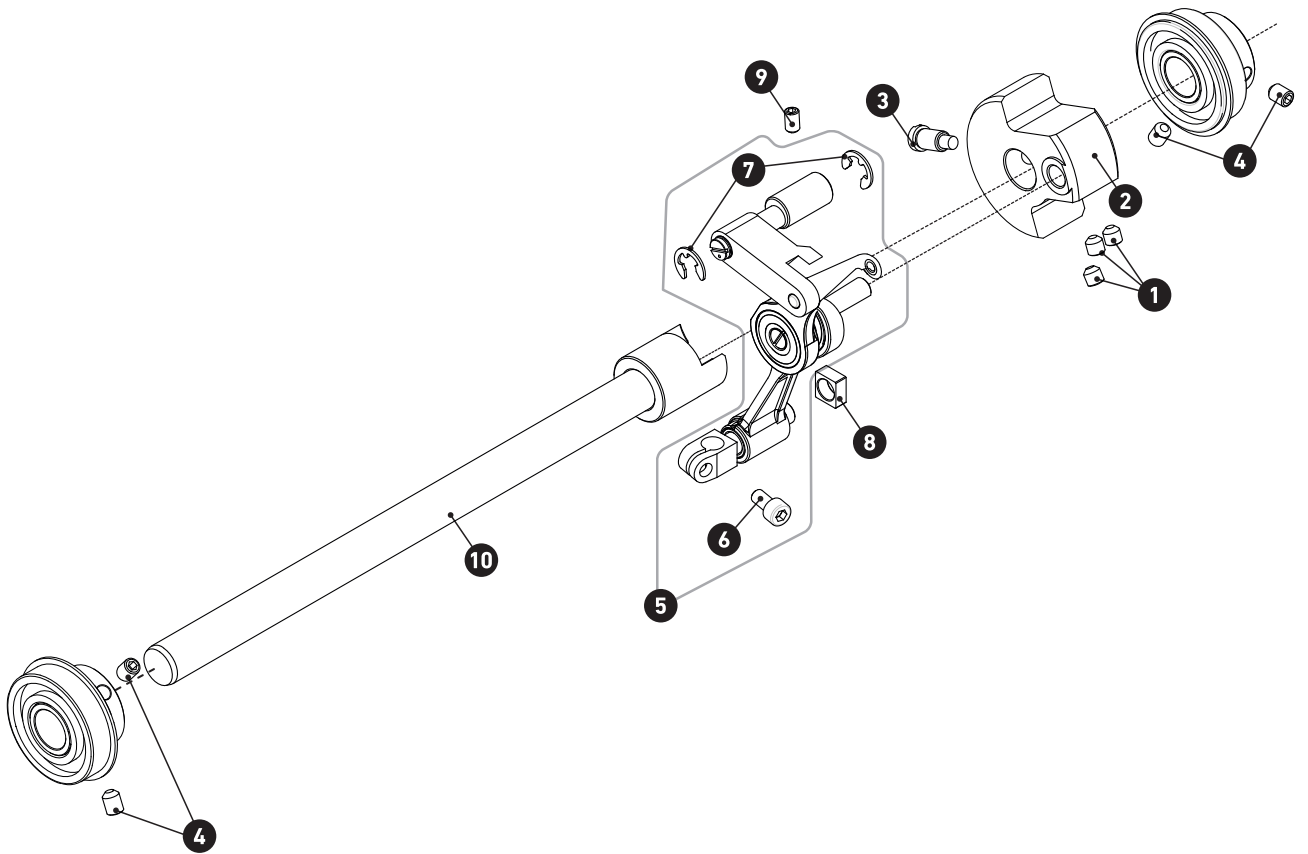
PARTS LIST » 557 110 000

01.05.02. THREAD TAKE-UP LEVER & MAIN SHAFT

POS-NR.	PART NAME	AMOUNT
1	DIN 916 – M6×0,75×6	3
2	559 0072 10	1
3	93WF2-001	1
4	DIN 916 – M6×8	4
5	559 0104 09 (Standard)	1
	559 1887 09 (XXL Thread take-up lever)	1
6	DIN 912 – M5×10	1
7	Lock washer DIN 6799 – 7	2
8	559 0103 10	1
9	DIN 913 – M5×8	1
10	559 0488 00	1

PARTS LIST » 557 110 000

01.05.02. THREAD TAKE-UP LEVER & MAIN SHAFT



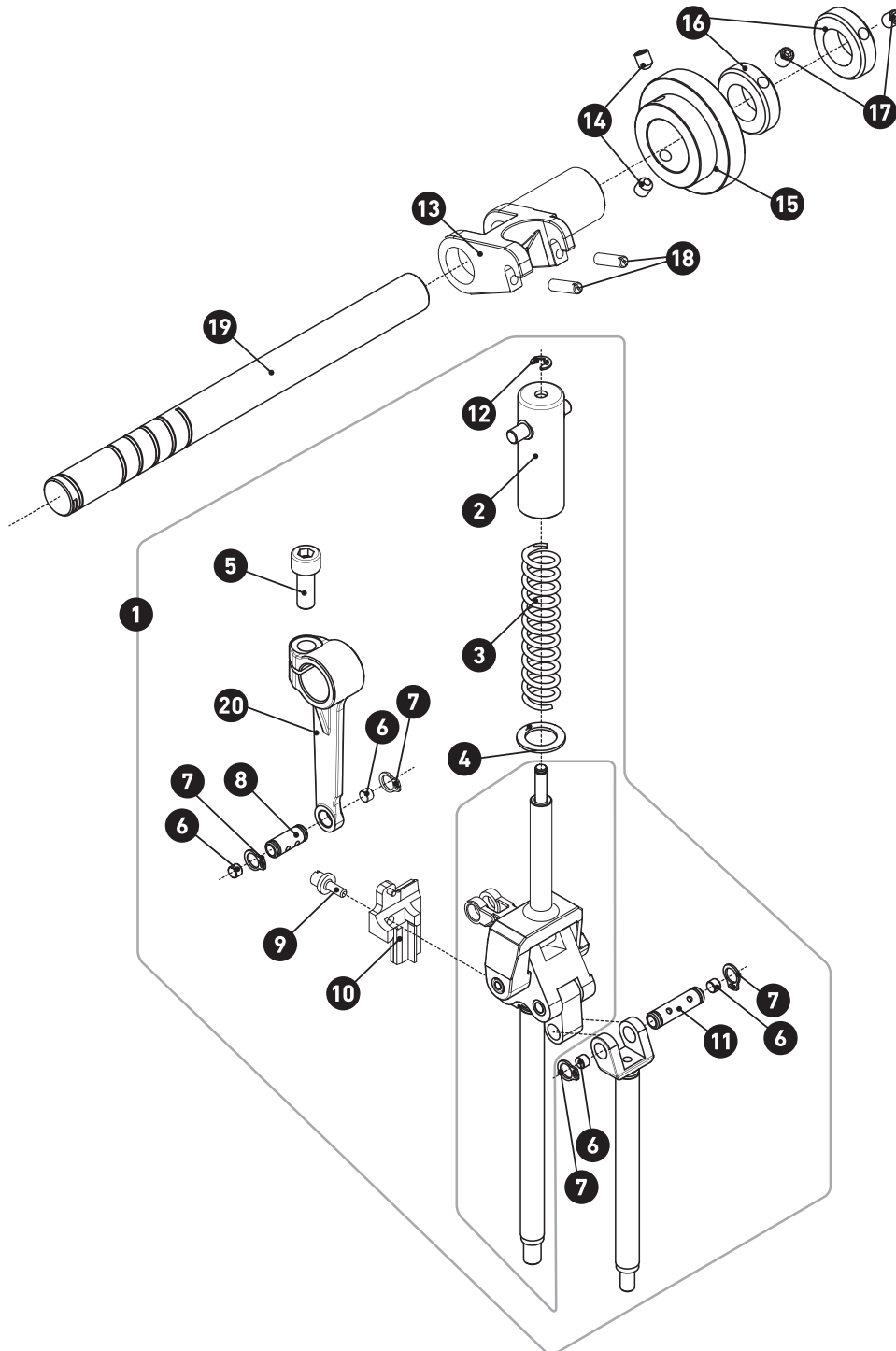
PARTS LIST » 557 110 000

01.05.03. TOP FEED MECHANISM

POS-NR.	PART NAME	AMOUNT
1	559 0239 09	1
2	559 0087 10	1
3	559 0093 10 Standard	1
	D-222 E Low preassure spring	1
	D-257E-11 Strong spring	1
4	DIN 988 – 11×17×1	1
5	DIN 912 – M6×16	1
6	559 0265 31	4
7	Circlip DIN 471 – 6×0.7	4
8	559 0476 10	1
9	559 0812 10	1
10	559 0299 09	1
11	559 0264 10	1
12	Lock washer DIN 6799 – 3.2	1
13	559 0085 10	1
14	DIN 916 – M5×6	2
15	559 0092 10	1
16	559 0102 10	2
17	DIN 913 – M5×6	2
18	DIN 427 – M4×12	2
19	559 0095 10	1
20	559 0241 10	1

PARTS LIST » 557 110 000

01.05.03. TOP FEED MECHANISM



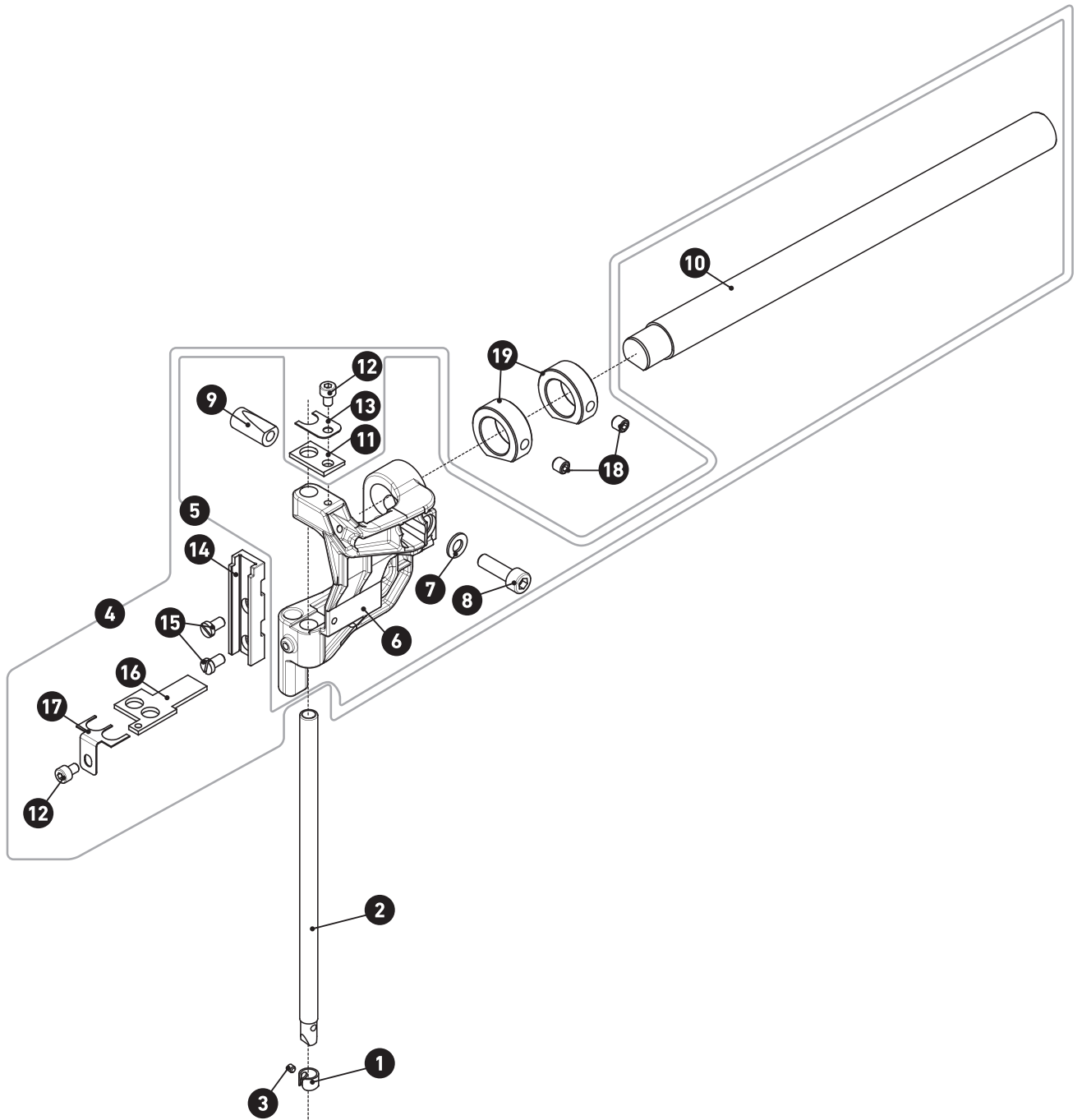
PARTS LIST » 557 110 000

01.05.04. NEEDLE BAR PENDULAR

POS-NR.	PART NAME	AMOUNT
1	93WF5-002	1
2	93WF5-014	1
3	17WF5-037	1
4	559 0075 09	1
5	559 0076 09	1
6	559 0030 10	1
7	DIN 988 – 6×12×1	1
8	DIN 912 – M6×20	1
9	559 0831 10	1
10	559 0079 10	1
11	559 0081 10	1
12	DIN 912 – M4×6	2
13	559 0896 14	1
14	559 0080 10	1
15	500 011 404	2
16	559 0963 14	1
17	559 0847 11	1
18	DIN 913 – M6×6	2
19	559 0060 10	2

PARTS LIST » 557 110 000

01.05.04. NEEDLE BAR PENDULAR



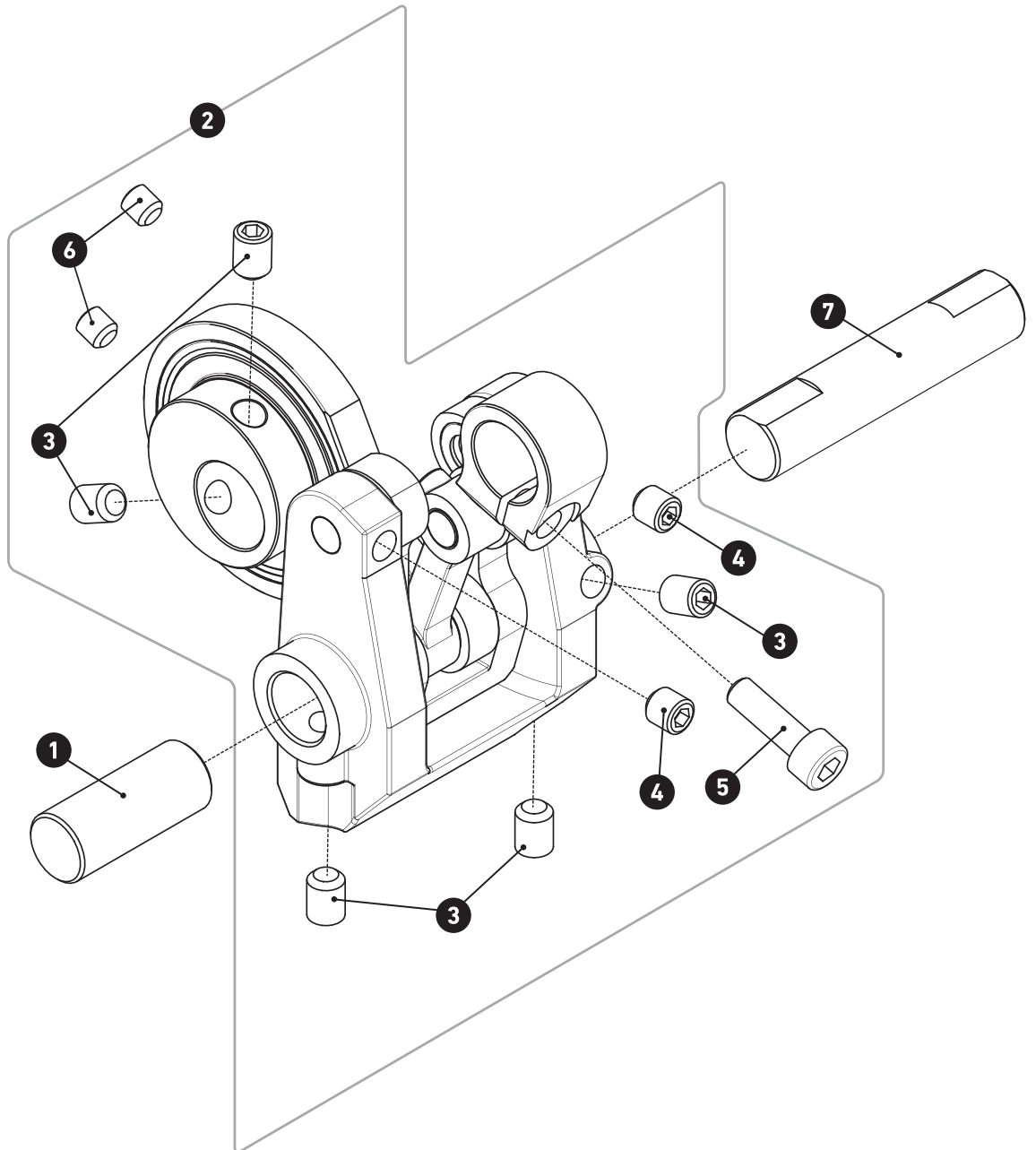
PARTS LIST » 557 110 000

01.05.05. STITCH REGULATOR – TOP FEED

POS-NR.	PART NAME	AMOUNT
1	559 0098 10	1
2	559 0163 09	1
3	DIN 913 – M6×0.75×8	5
4	DIN 913 – M6×0.75×6	2
5	DIN 912 – M5×16	1
6	DIN 913 – M5×5	1
7	559 0169 10	1

PARTS LIST » 557 110 000

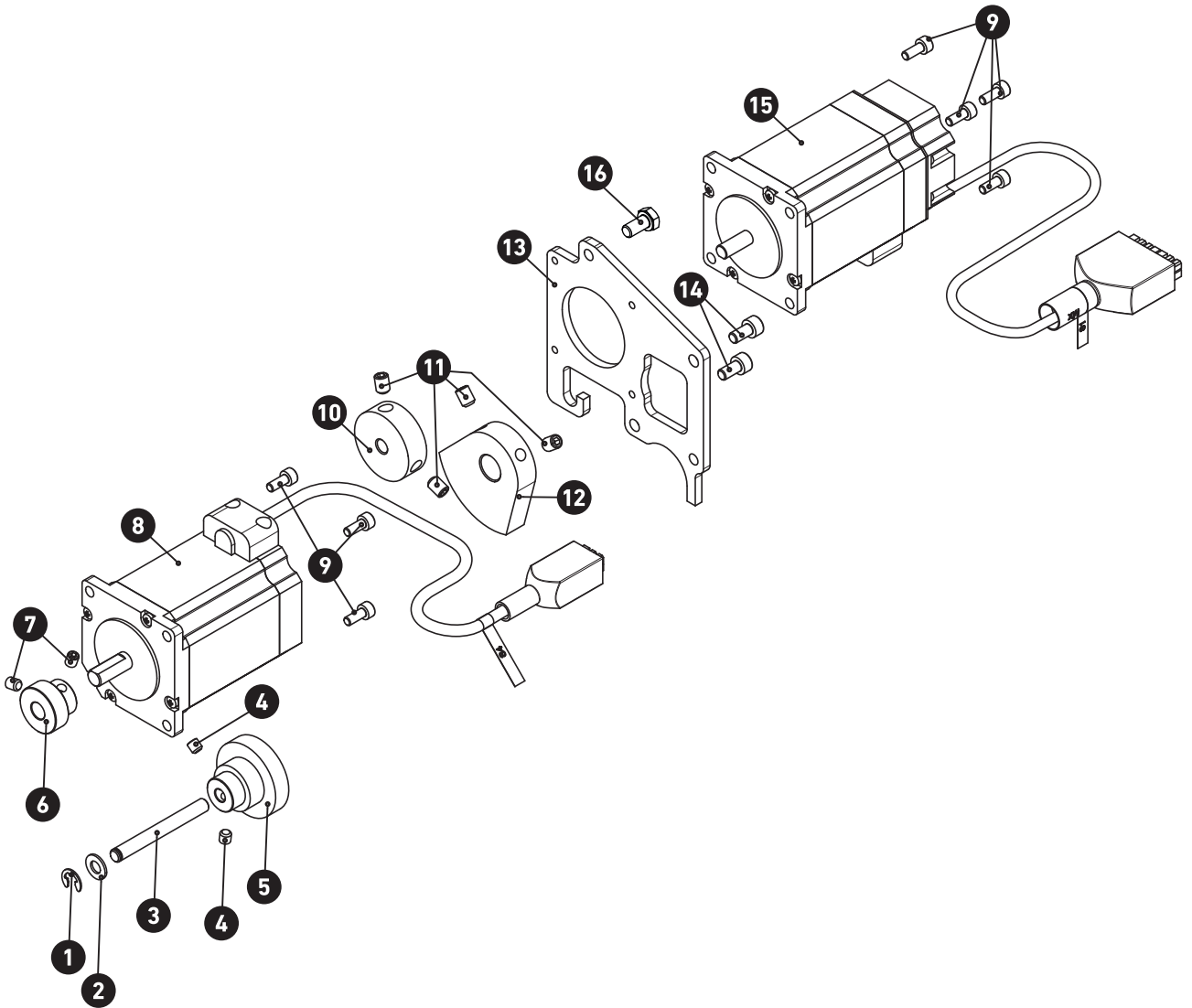
01.05.05. STITCH REGULATOR – TOP FEED



PARTS LIST » 557 110 000

01.05.06. STEPPING MOTORS

POS-NR.	PART NAME	AMOUNT
1	DIN 6799 – 5	1
2	DIN 988 – 6×12×1	1
3	559 0096 10	1
4	DIN 913 – M5×5	2
5	559 0422 00	1
6	559 0091 10	1
7	DIN 913 – M5×6	2
8	559 0710 59 Presserfoot motor	1
9	DIN 912 – M4×10	7
10	559 0117 10	1
11	DIN 913 – M6×0,75×8	4
12	559 0099 10	1
13	559 0418 10	1
14	DIN 912 – M5×10	2
15	559 0714 59 Top feed stroke motor	1
16	ISO 4017 - M5×10	1



PARTS LIST » 557 001 000
(FRAME MODULE BASIC)

» 557 002 000
(FRAME MODULE LONGARM)

52 01. FRAME MODULE

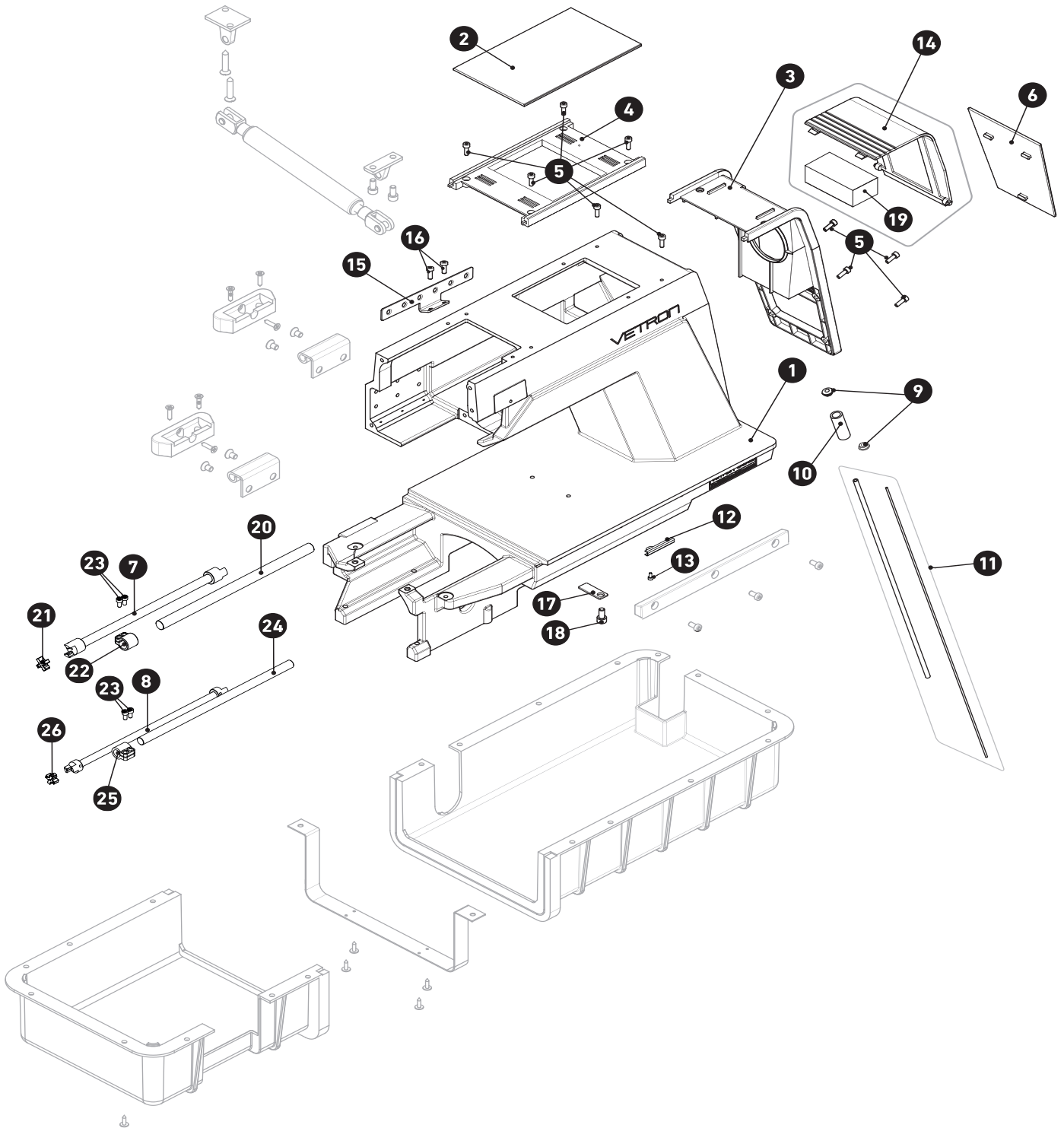
PARTS LIST » 557 001 000 // 557 002 000

01. FRAME MODULE

POS-NR.	PART NAME	LONGARM	
		AMOUNT	AMOUNT
1	559 0200 10	1	-
	559 0400 10 (Longarm)	-	1
2	559 0009 09	1	3
3	559 0229 33	1	1
4	559 0227 33	1	2
5	DIN 912 – M4×12	10	18
6	559 0231 35	1	1
7	559 0460 09	-	1
8	559 0467 09	-	1
9	559 0899 11	2	2
10	559 0863 14	1	1
11	559 0955 14	1	1
12	559 0804 10	1	1
13	DIN 912 – M4×8	1	1
14	559 0230 35	1	1
15	559 0921 13	1	1
16	DIN 7991 - M4×8	2	2
17	230 1000 08	1	1
18	DIN 912 – M5×8	1	1
19	559 0842 11	1	1
20	559 0463 10	-	1
21	559 0350 14	-	1
22	559 0016 10	-	1
23	DIN 912 – M6×12	-	2
24	559 0466 10	-	1
25	559 0014 10	-	1
26	559 0352 14	-	1

PARTS LIST » 557 001 000 // 557 002 000

01. FRAME MODULE



PARTS LIST » 557 211 000

57 01. TECHNOLOGY MODULE – OVERVIEW

58 01.01. COVER

60 01.02. MOUNTING BRACKET HOUSING

62 01.03. FEED DOG CARRIER

64 01.04. FEED SHAFT MECHANISM & LUBRICATION SYSTEM

67 01.05. HOOK OVERVIEW

68 01.05.01. MECHANICAL OPENER

70 01.05.02. HOOK

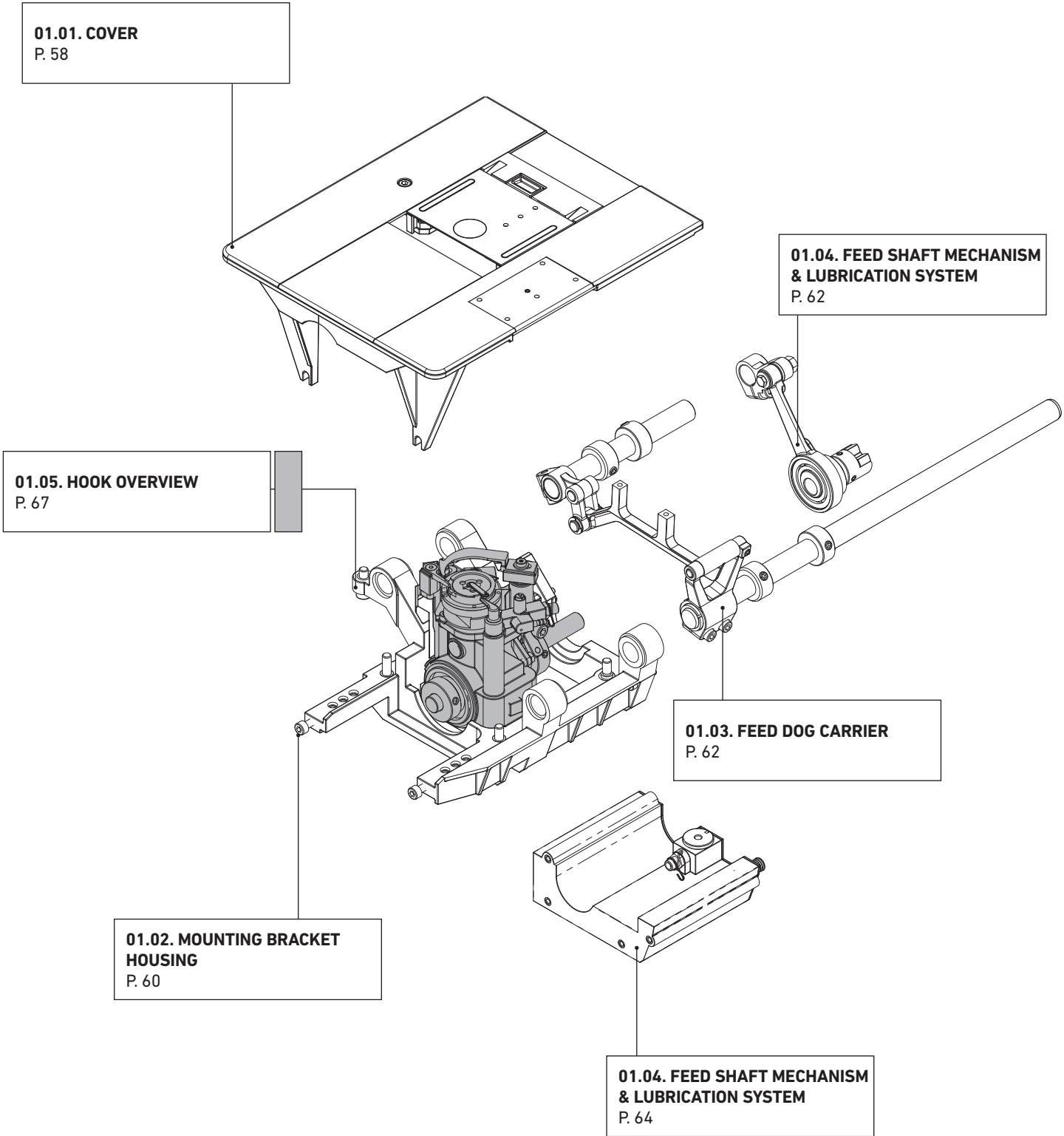
74 01.05.03. HOOK CARRIER

76 01.05.04. HOOK COVER

78 01.05.05. HOOK DRIVE SHAFT

PARTS LIST » 557 211 000

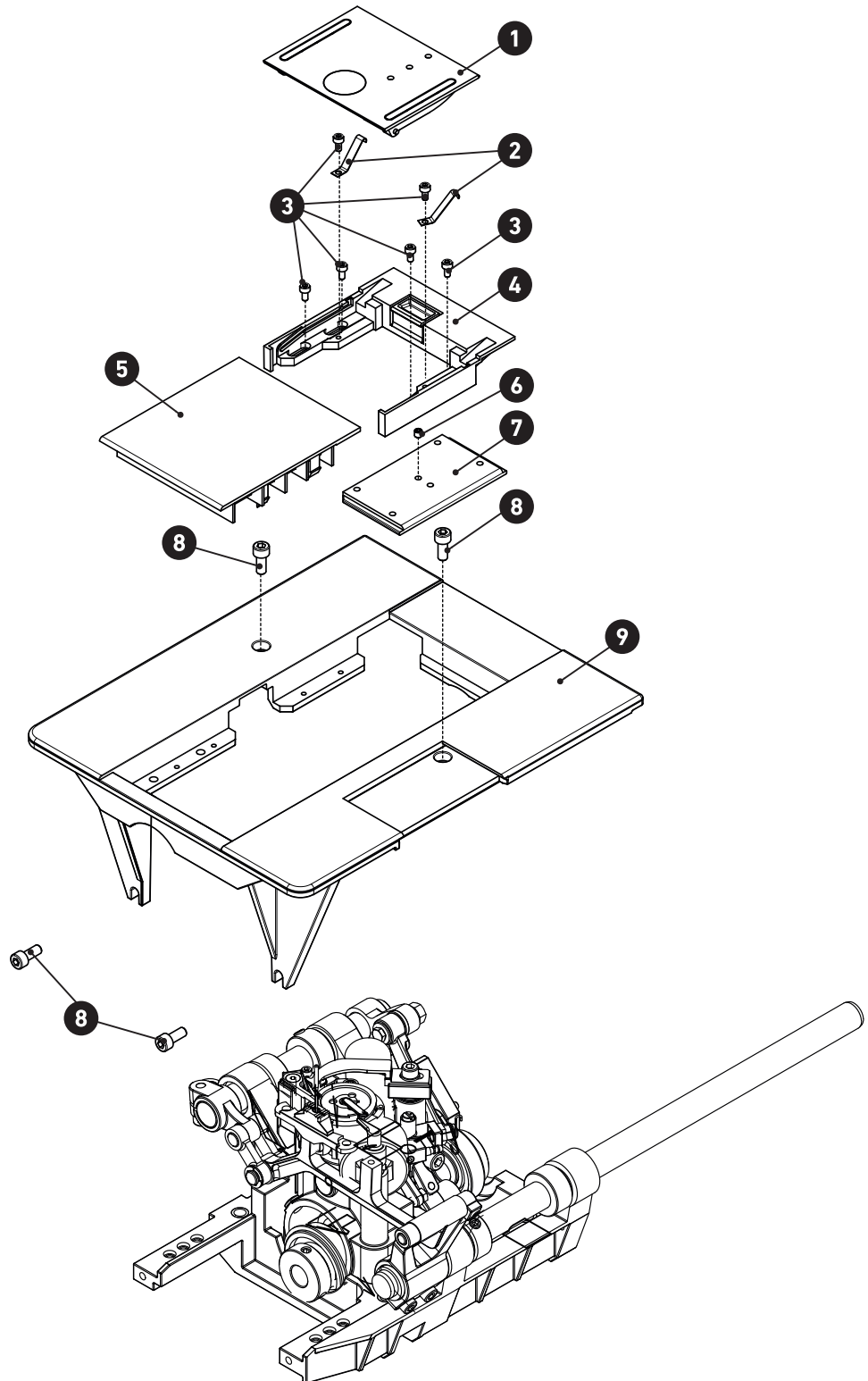
01. TECHNOLOGY MODULE – OVERVIEW



PARTS LIST » 557 211 000

01.01. COVER

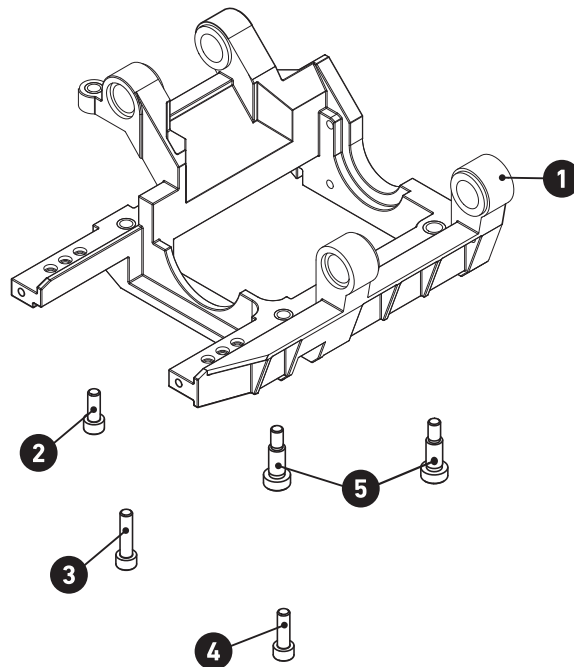
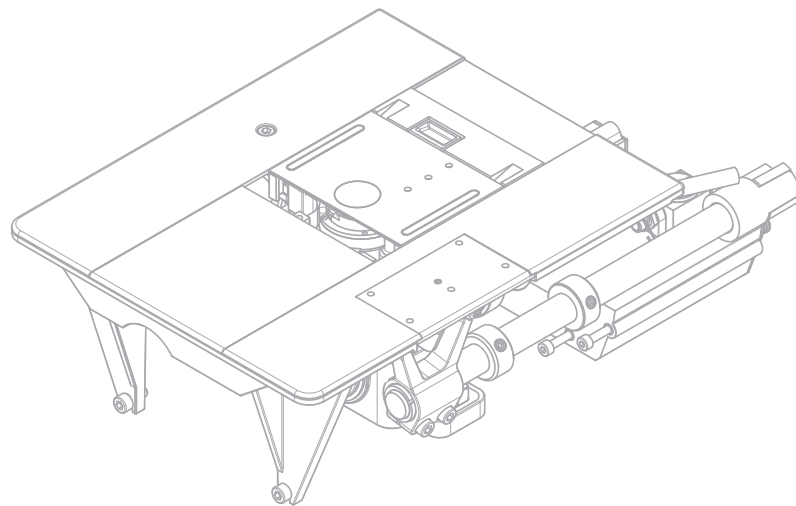
POS-NR.	PART NAME	AMOUNT
1	559 0409 19	1
2	559 0425 10	2
3	DIN 912 – M3×6	6
4	559 0408 35	1
5	559 0410 35	1
6	DIN 913 – M4×4	1
7	559 0424 16	1
8	DIN 912 – M5×12	4
9	559 0407 16	1



PARTS LIST » 557 211 000

01.02. MOUNTING BRACKET HOUSING

POS-NR.	PART NAME	AMOUNT
1	559 0020 09	1
2	DIN 912 – M6×16	1
3	DIN 912 – M6×25	1
4	DIN 912 – M6×20	1
5	559 0252 10	2



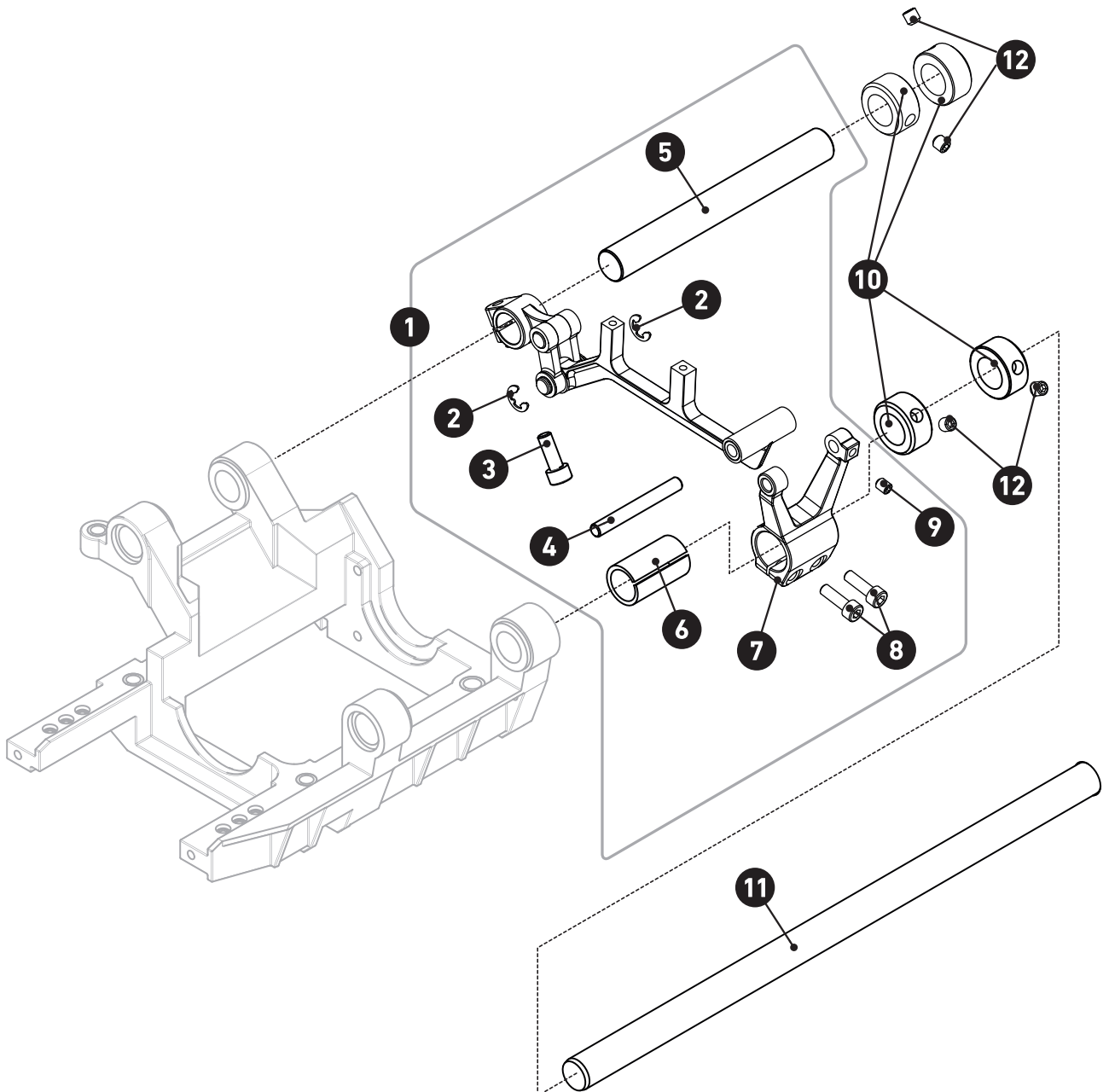
PARTS LIST » 557 211 000

01.03. FEED DOG CARRIER

POS-NR.	PART NAME	AMOUNT
1	559 0027 09	1
2	Lock washer DIN 6799-6	2
3	DIN 912 – M6×16	1
4	559 0038 10	1
5	559 0042 10	1
6	559 0032 10	1
7	559 0029 10	1
8	DIN 912 – M5×16	2
9	DIN 913 – M5×6	4
10	Collar 15 DIN 705	1
11	559 0026 10	1
12	DIN 913 – M6×6	4

PARTS LIST » 557 211 000

01.03. FEED DOG CARRIER



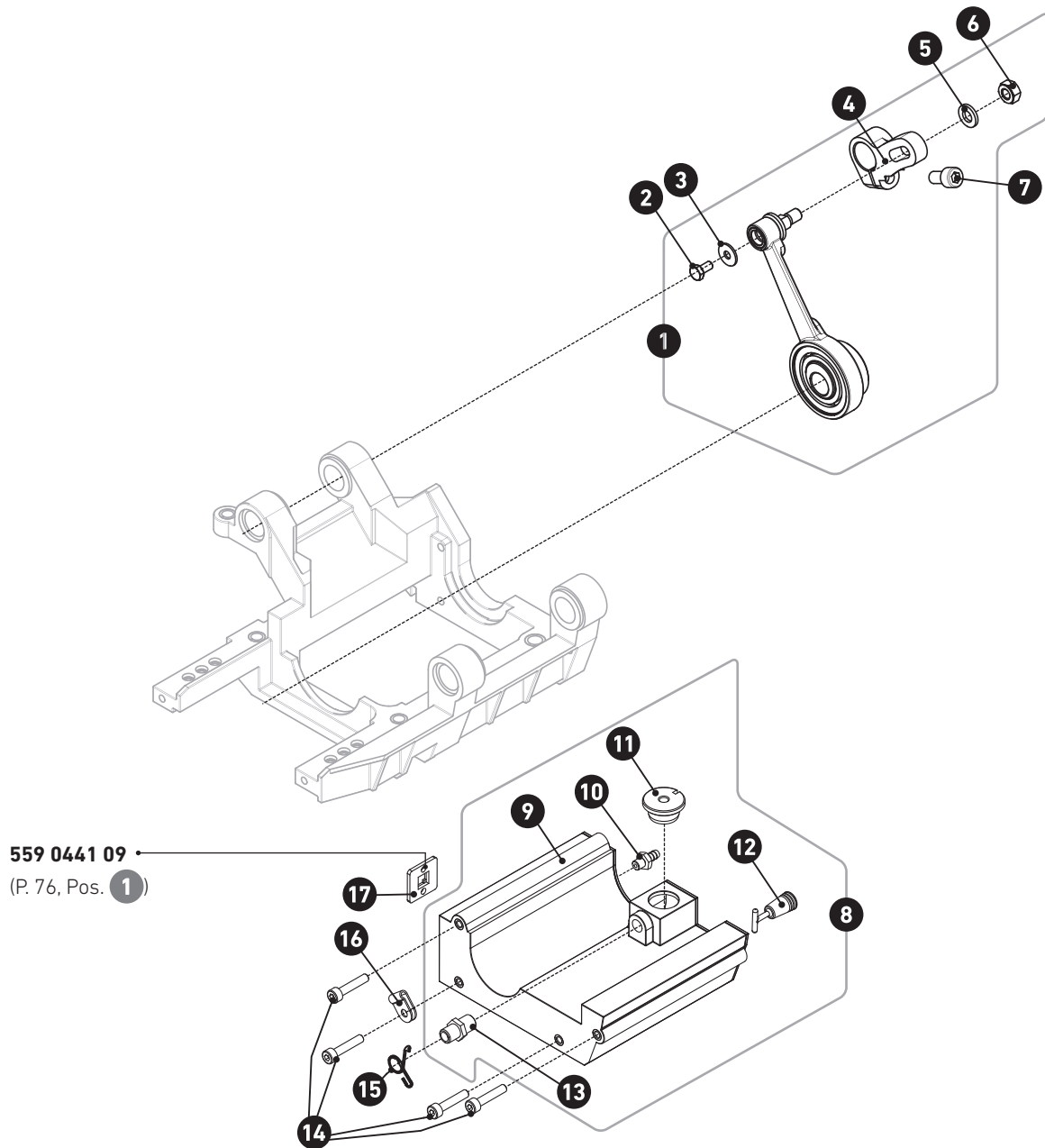
PARTS LIST » 557 211 000

01.04. FEED SHAFT MECHANISM & LUBRICATION SYSTEM

POS-NR.	PART NAME	AMOUNT
1	559 0043 09	1
2	ISO 4017 – M4×8	1
3	Washer DIN 9021	1
4	559 0047 10	1
5	Washer DIN 125	1
6	Hexagon Nut ISO 4032 - M6	1
7	DIN 912 – M6×12	1
8	559 0437 09	1
9	559 0959 09	1
10	BX85728009	1
11	559 0054 35	1
12	500 034 322	1
13	BXF7060009	1
14	DIN 912 – M4×20	4
15	BXF7055909	1
16	H1P-N66-NA-M1	1
17	MB3A -N66-NA-C1	1

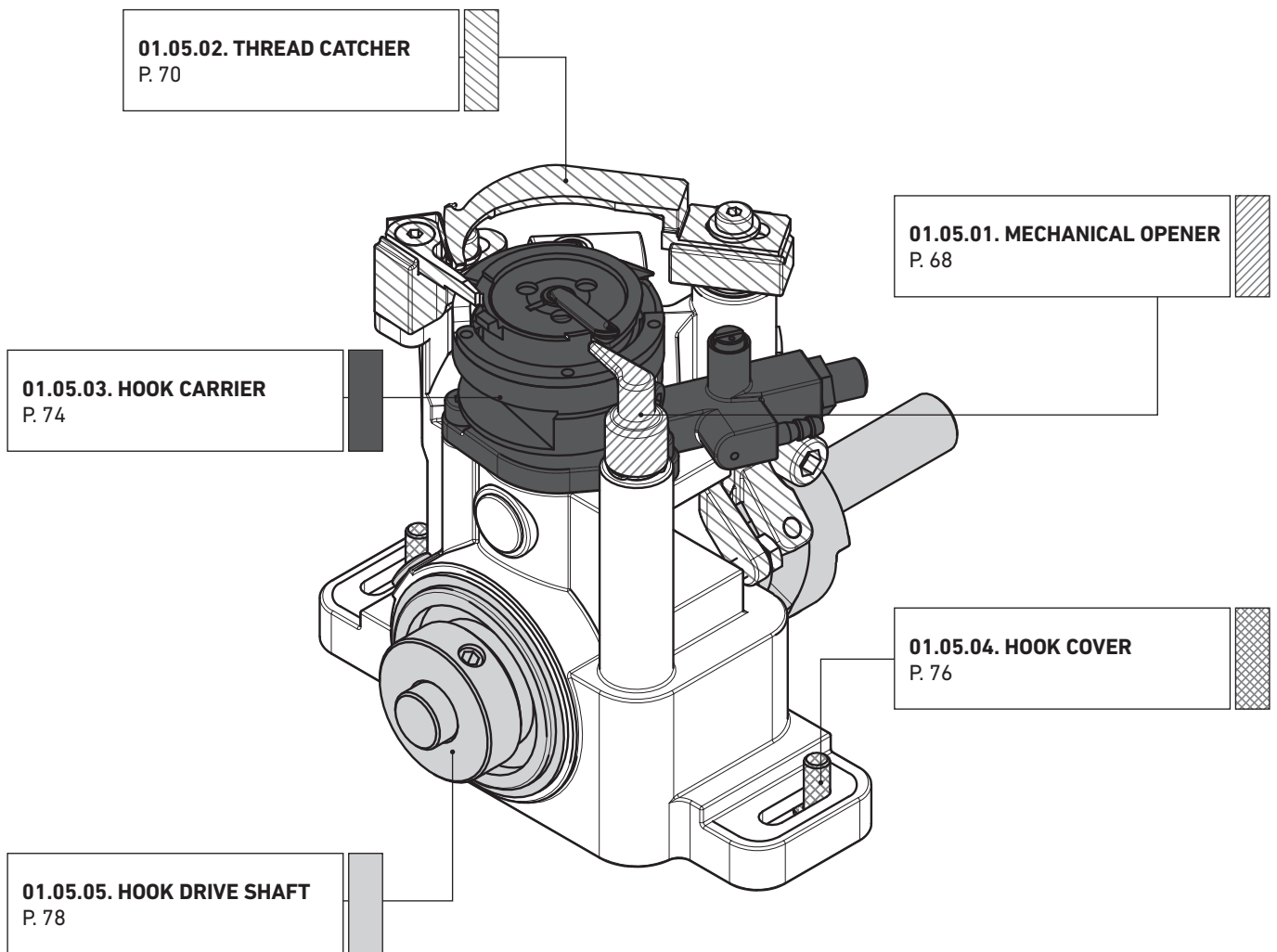
PARTS LIST » 557 211 000

01.04. FEED SHAFT MECHANISM & LUBRICATION SYSTEM



PARTS LIST » 557 211 000

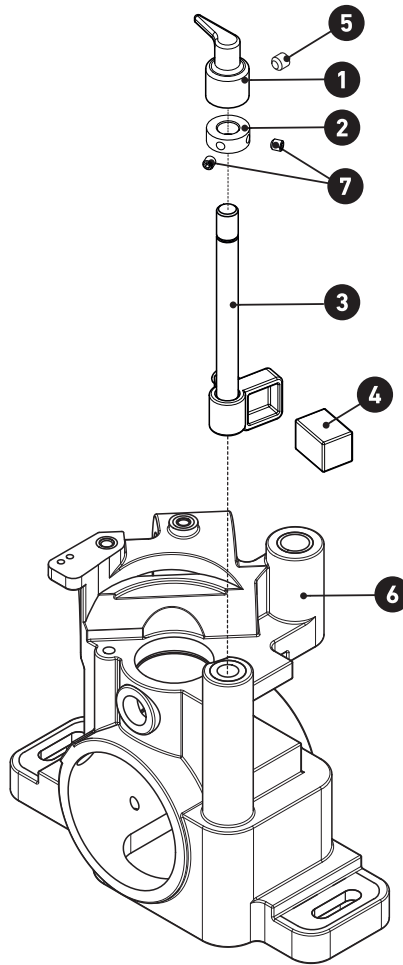
01.05. HOOK OVERVIEW



PARTS LIST » 557 211 000

01.05.01. MECHANICAL OPENER

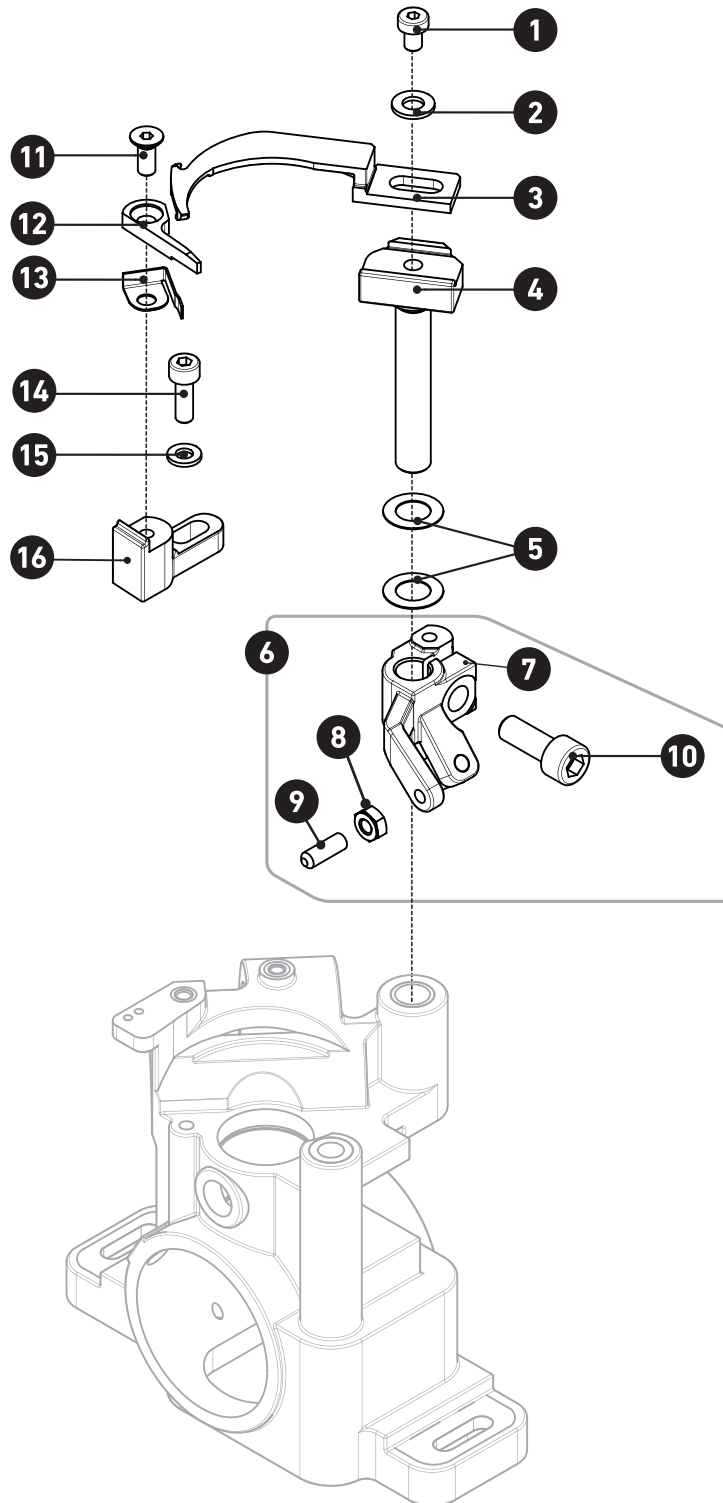
POS-NR.	PART NAME	AMOUNT
1	559 0309 10	1
	559 0824 10 (XXL)	1
2	559 0001 10	1
3	559 0314 09	1
4	559 0336 14	1
5	DIN 913 – M4×4	1
6	559 0343 09	1
7	DIN 913 – M3×3	2



PARTS LIST » 557 211 000

01.05.02. THREAD CATCHER

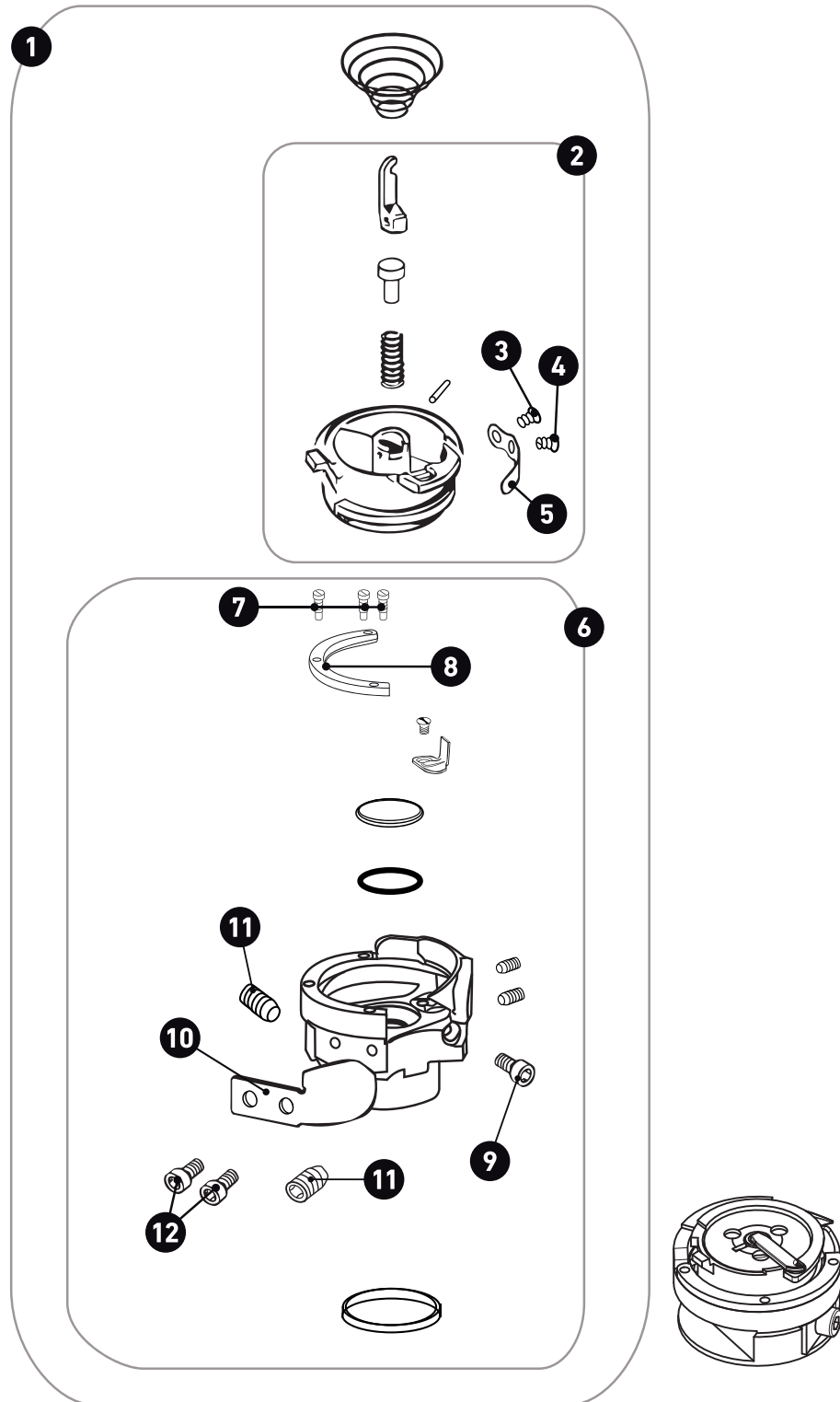
POS-NR.	PART NAME	AMOUNT
1	DIN 912 – M5×8	1
2	DIN 988 – 5×10×1	1
3	559 0320 10	1
4	559 0310 10	1
5	DIN 988 – 8×14×0.5	2
6	559 0331 09	1
7	559 0332 10	1
8	Hexagon Nut ISO 4032 - M4	1
9	DIN 916 – M4×12	1
10	DIN 912 – M6×16	1
11	DIN 7991 – M4×10	1
12	559 0313 10	1
13	559 0326 10	1
14	DIN 912 – M4×12	1
15	DIN 988 – 4×8×1	1
16	559 0339 00	1



PARTS LIST » 557 211 000

01.05.02. HOOK

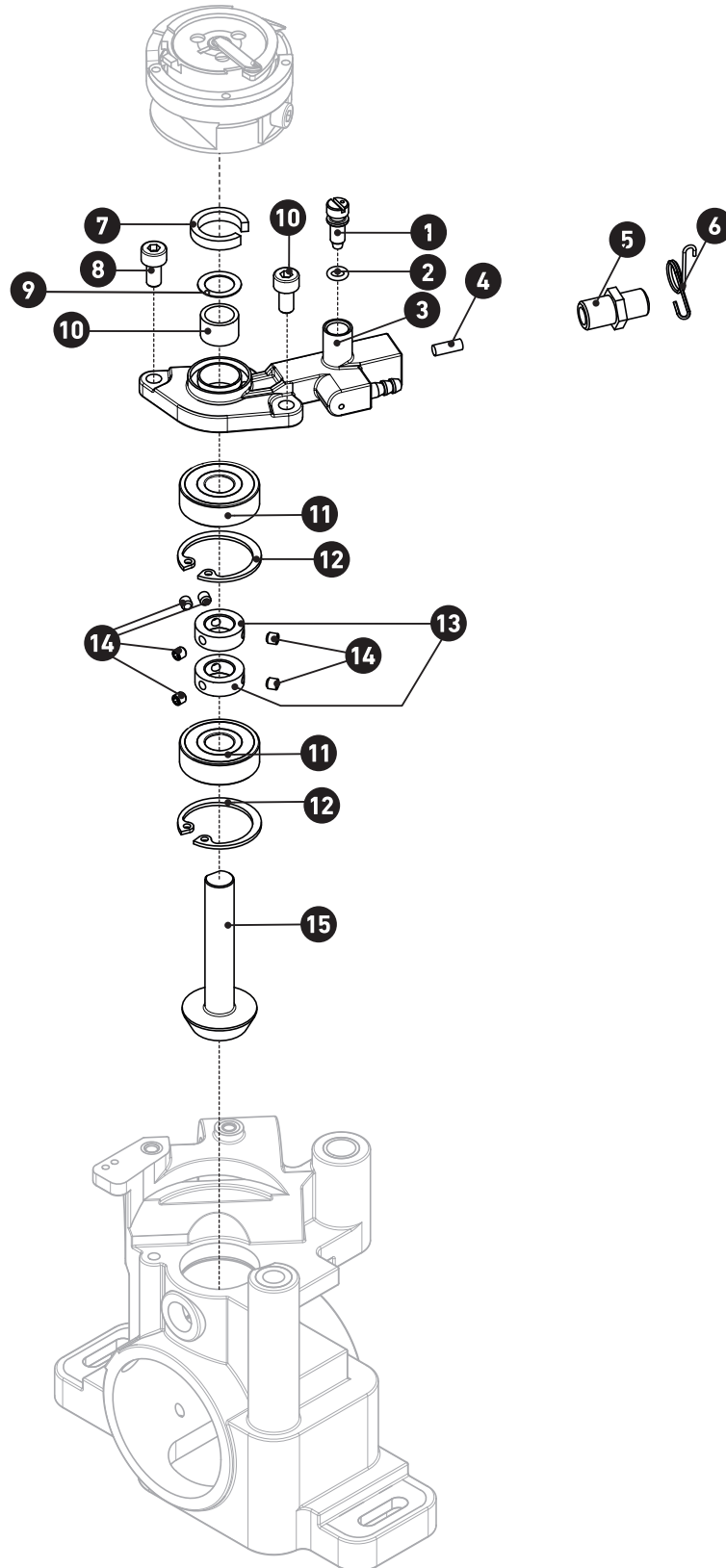
POS-NR.	PART NAME	AMOUNT
1	559 0960 09 (26 mm diameter)	1
	559 0961 09 (32 mm diameter)	1
2	130 135 54	1
3	130 132 23	1
4	130 132 24	1
5	130 132 33	1
6	130 135 51	1
7	130 082 05	3
8	130 135 03	1
9	130 132 06	1
10	130 135 04	1
11	130 135 53	1
12	130 132 05	2



PARTS LIST » 557 211 000

01.05.03. HOOK CARRIER

POS-NR.	PART NAME	AMOUNT
1	BX85729009	1
2	O-Ring 3.5×1.2	1
3	559 0333 09	1
4	224 110 02	1
5	BX59295009	1
6	BXF7055909	1
7	559 0324 14	1
8	DIN 912 – M4×8	2
9	559 0301 10 (if needed)	1
10	559 0329 10	1
11	Ball bearing 608 -2rs	2
12	Circlip DIN 472 – 22×1	2
13	559 0322 10	2
14	DIN 913 – M3×3	6
15	559 0304 10	1

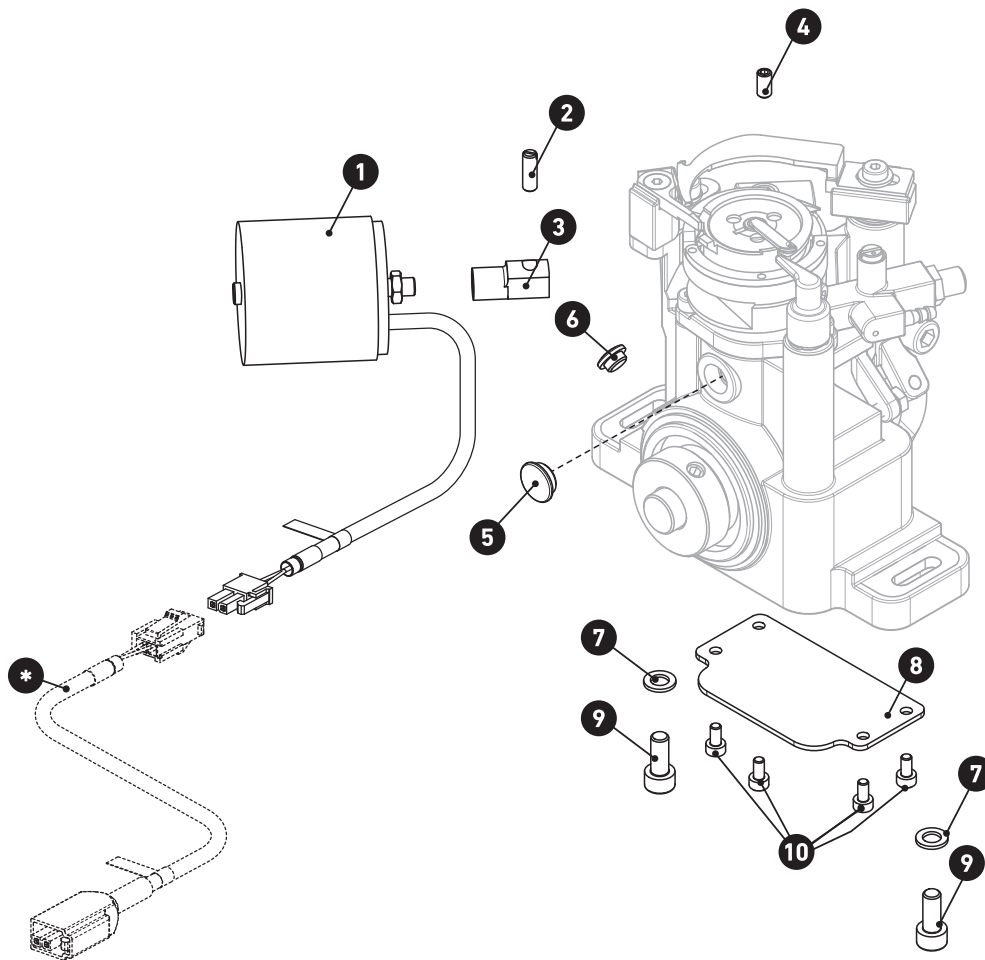


PARTS LIST » 557 211 000

01.05.04. HOOK COVER

POS-NR.	PART NAME	AMOUNT
1	559 0441 09	1
2	DIN 427 – M4×12	1
3	559 0443 10	1
4	DIN 913 – M4×8	1
5	93WF1-006	1
6	559 0337 35	1
7	Washer DIN 433 – 5.3	2
8	559 0321 10	1
9	DIN 912 – M5×12	2
10	DIN 912 – M3×6	4

* **559 0638 59**
(P. 112, Pos. **5**)



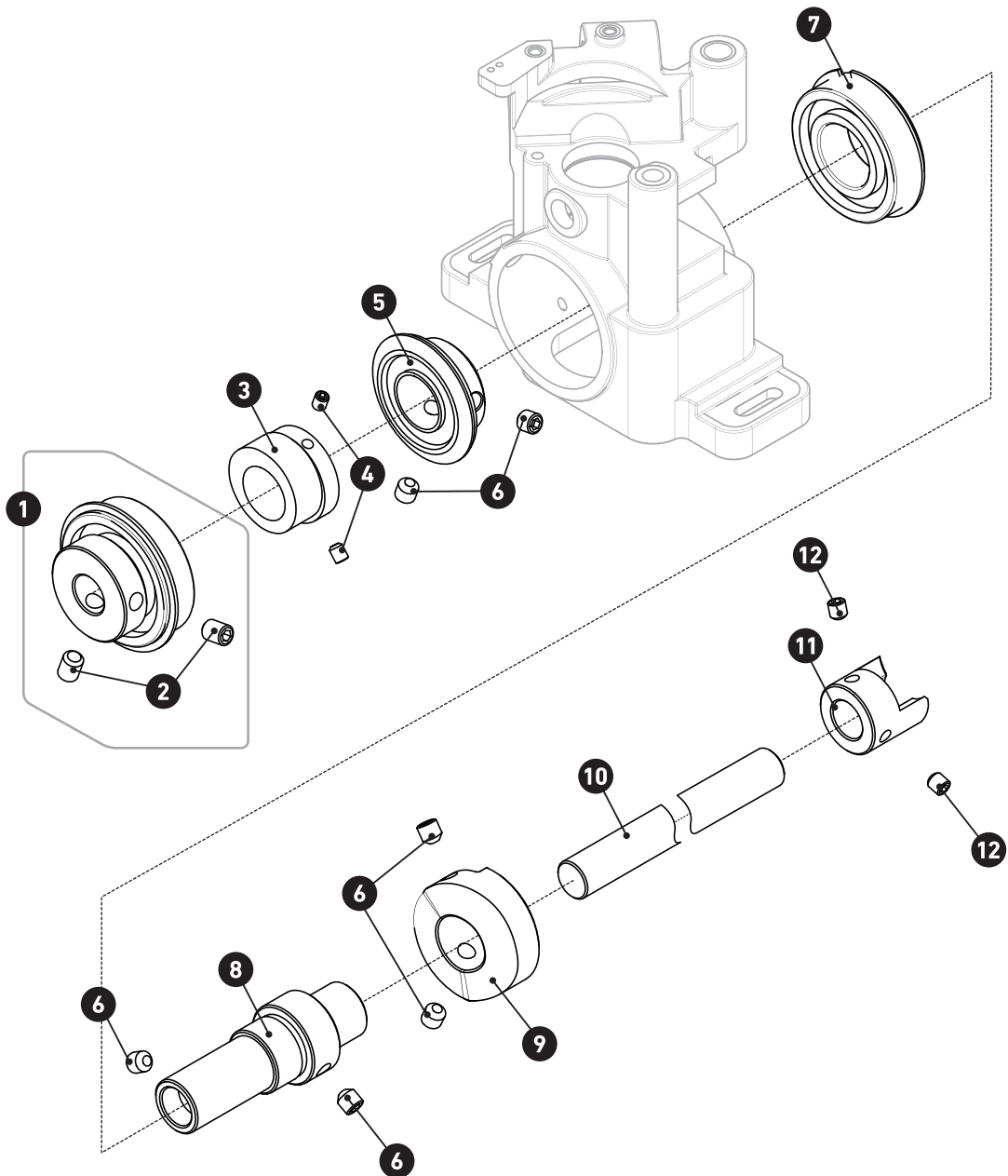
PARTS LIST » 557 211 000

01.05.05. HOOK DRIVE SHAFT

POS-NR.	PART NAME	AMOUNT
1	559 0344 09	1
2	DIN 913 – M6×0,75×8	2
3	559 0307 10	1
4	DIN 913 – M4×5	2
5	559 0306 10	1
6	DIN 916 – M6×0,75×6	6
7	Ball bearing 6004-12	1
8	559 0305 10	1
9	559 0327 10	1
10	559 0303 10	1
11	559 0351 10	1
12	DIN 913 – M5×5	2

PARTS LIST » 557 211 000

01.05.05. HOOK DRIVE SHAFT



PARTS LIST » 557 311 000

82 **01.** MAIN DRIVE MODULE – OVERVIEW

84 **01.01.** PART 01

86 **01.02.** PART 02

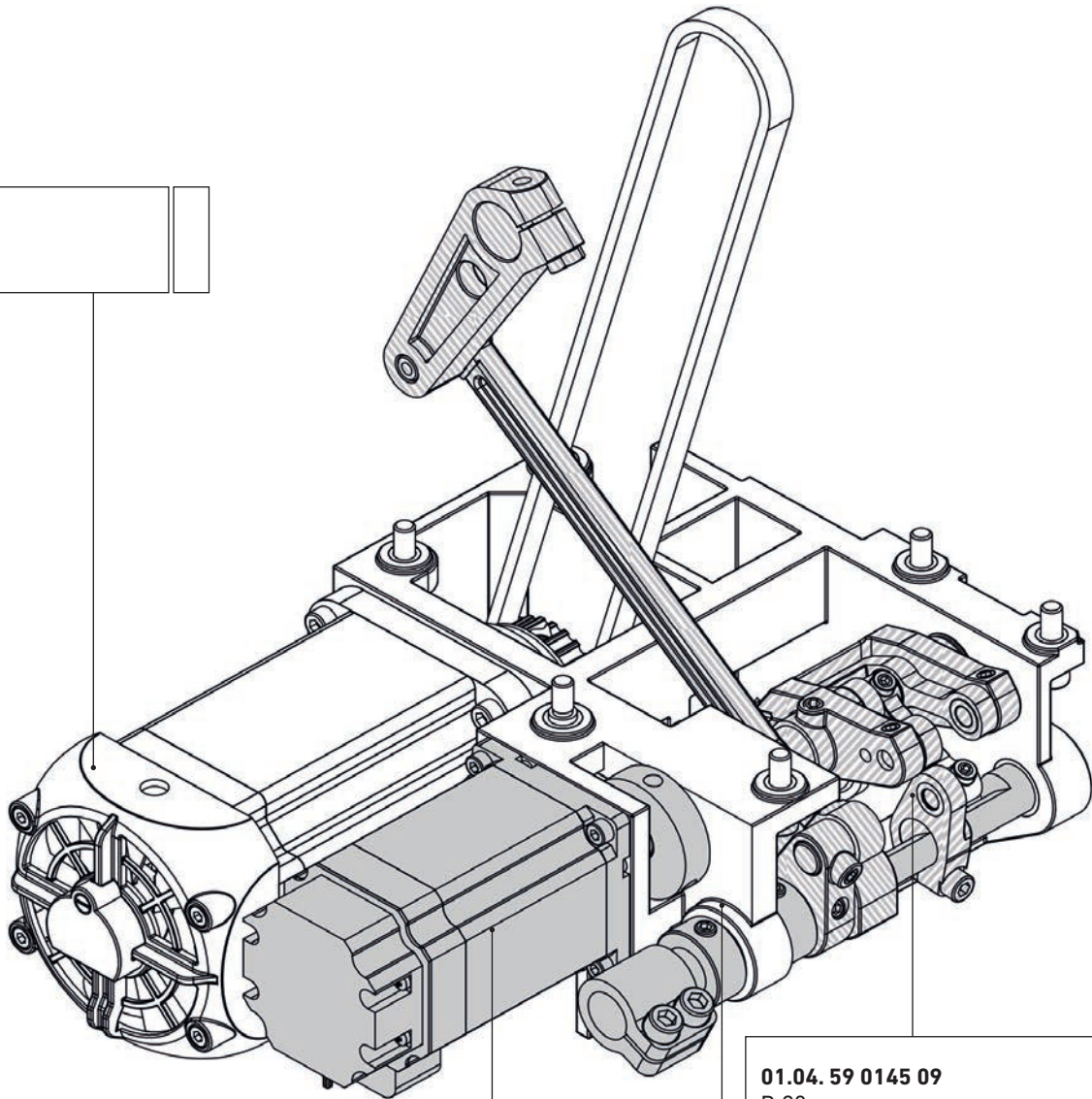
88 **01.03.** 559 0175 09

90 **01.04.** 559 0145 09

PARTS LIST » 557 311 000

01. MAIN DRIVE MODULE – OVERVIEW

01.01. PART 01
P. 84



01.04. 59 0145 09
P. 90

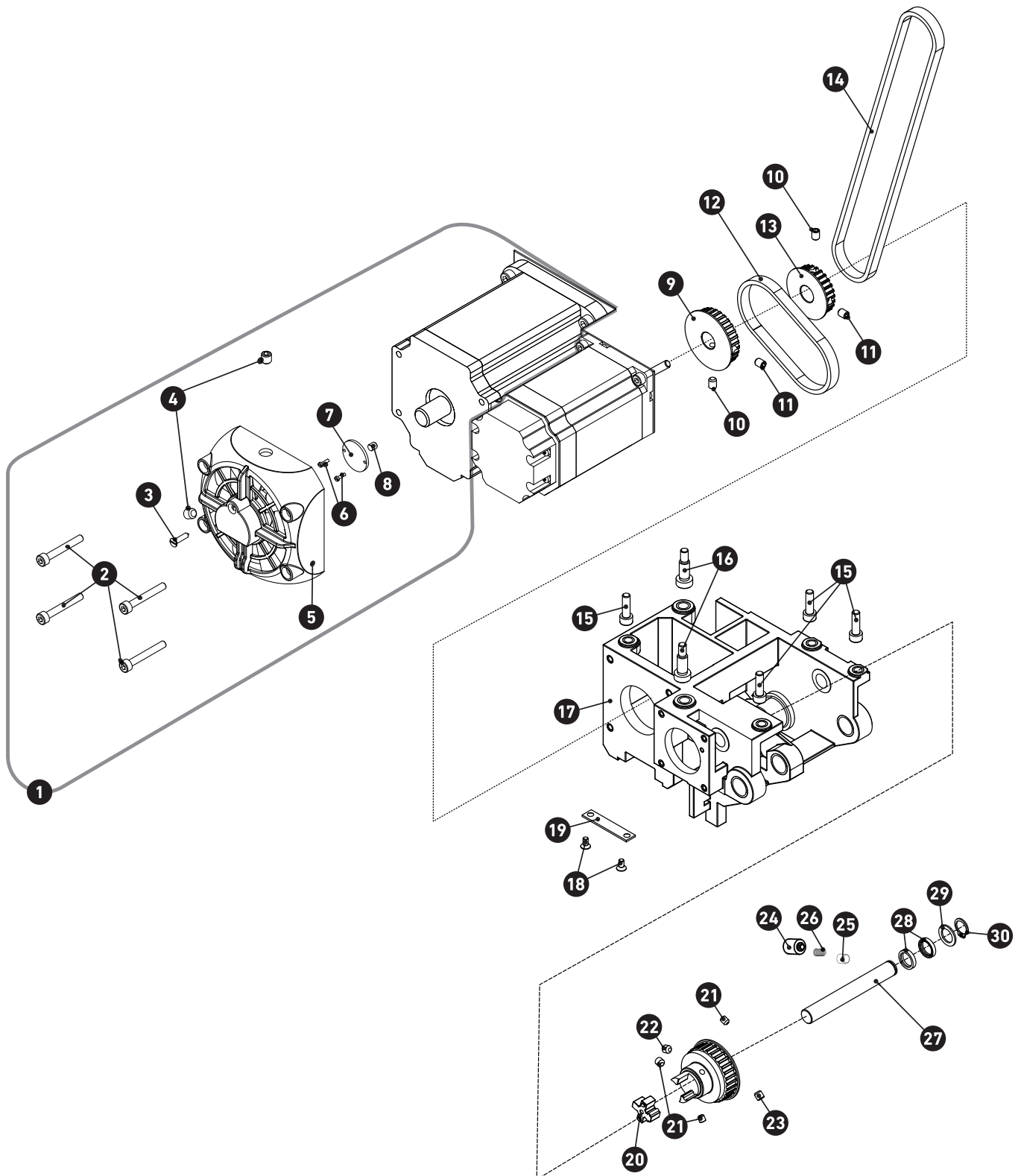
01.03. 559 0175 09
P. 88

01.02. PART 02
P. 86

PARTS LIST » 557 311 000

01.01. PART 01

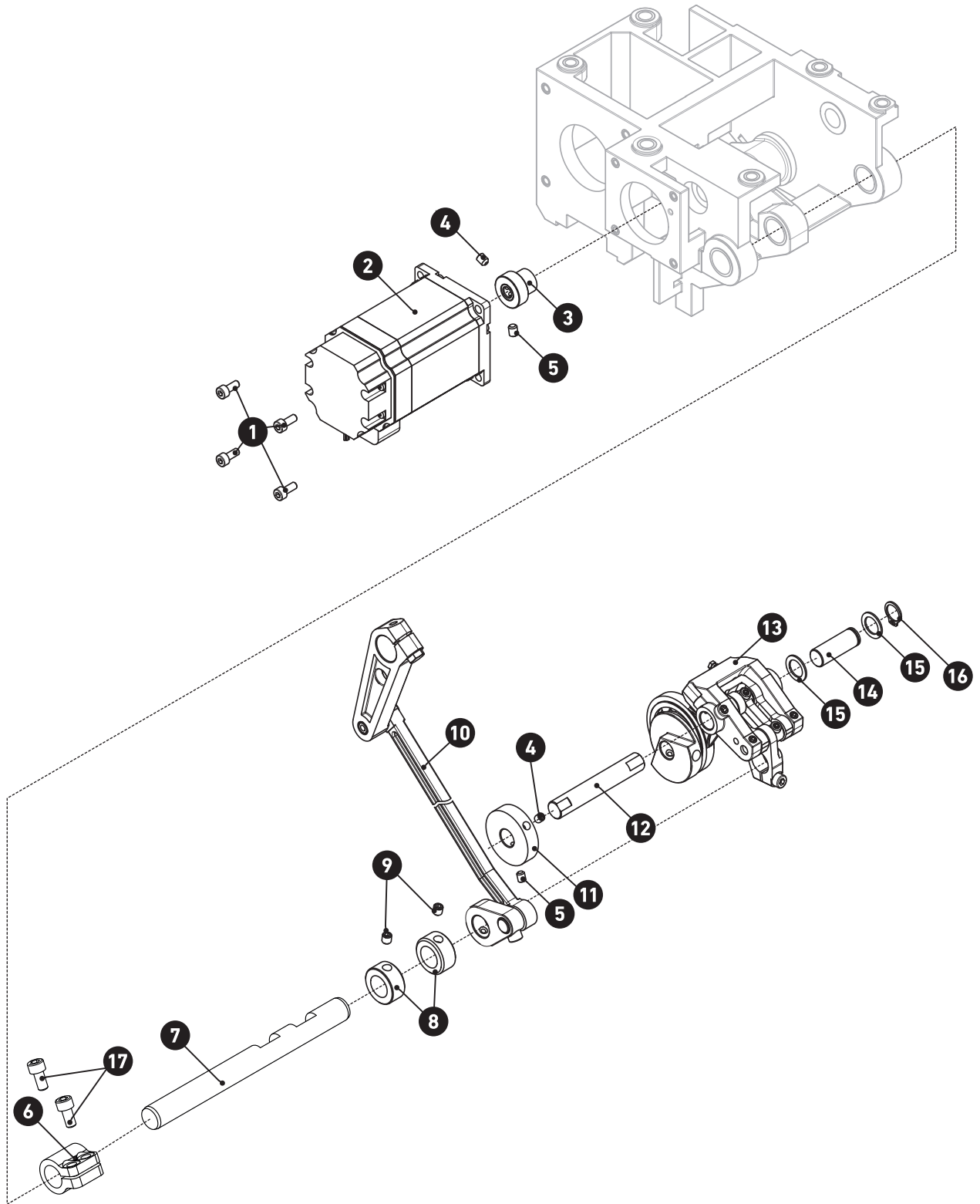
POS-NR.	PART NAME	AMOUNT
1	559 1760 59	1
2	DIN 912 – M4×30	4
3	DIN 7972 – ST2,9×13	1
4	DIN 912 – M6×0,75×6	2
5	559 1758 15	1
6	ISO 1207 M1,6×6	1
7	559 0523 59	2
8	559 1756 10	1
9	559 0188 10	1
10	DIN 913 - M6×0,75×8	2
11	DIN 916 - M6×0,75×8	2
12	559 1711 35	1
13	559 0061 10	1
14	559 1712 35	1
15	DIN 912 - M6×20	4
16	559 0252 10	2
17	559 0172 09	1
18	DIN M4×8 (2×)	2
19	559 0479 10	1
20	559 0352 14	1
21	DIN 913 - M5×5	3
22	DIN 916 - M6×0,75×6	1
23	DIN 913 - M6×0,75×6	1
24	BX85720609	1
25	B966235009	1
26	B966234009	1
27	559 0192 10	1
28	559 1713 35	2
29	DIN 988 - 12×18×1	1
30	Circlip DIN 471 - 12×1	1



PARTS LIST » 557 311 000

01.02. PART 02

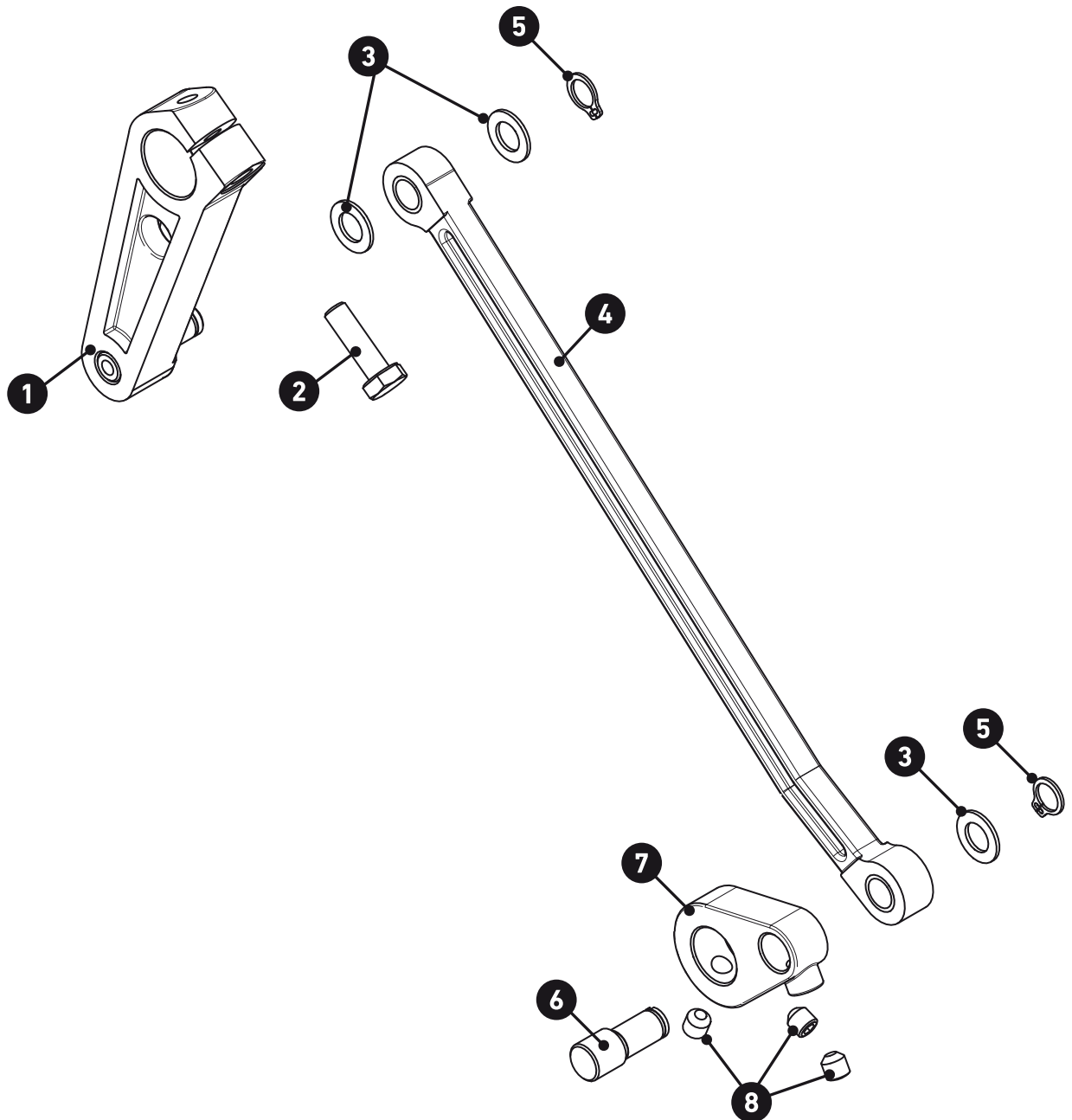
POS-NR.	PART NAME	AMOUNT
1	DIN 912 – M4×10	4
2	559 0713 59	1
3	559 0420 00	1
4	DIN 916 – M5×6	2
5	DIN 913 – M5×6	2
6	559 0014 10	1
7	559 0199 10	1
8	Collar ø15 DIN 705	2
9	DIN 913 – M6×6	2
10	559 0175 09	1
11	559 0196 10	1
12	559 0198 10	1
13	559 0145 09	1
14	559 0197 10	1
15	DIN 988 – 12×18×1	2
16	Circlip DIN 471 – 12×1	1
17	DIN 912 - M6x12	2



PARTS LIST » 557 311 000

01.03. 559 0175 09

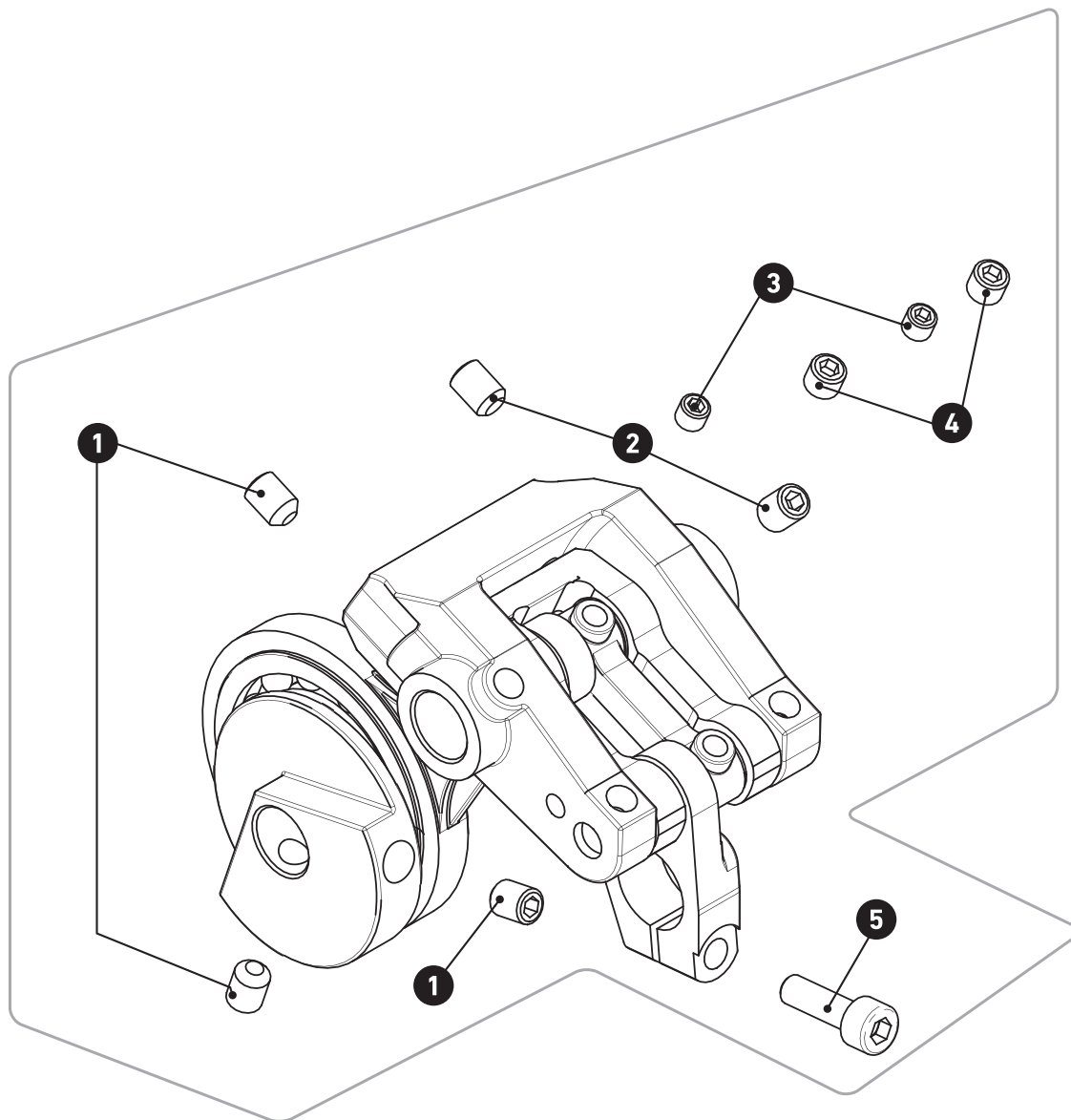
POS-NR.	PART NAME	AMOUNT
1	559 0173 00	1
2	ISO 4017 M6×20	1
3	DIN 988 – 8×14×1	3
4	559 0434 09	1
5	Circlip DIN 471 – 8×0,8	2
6	559 0496 10	1
7	559 0181 10	1
8	DIN 916 – M6×0,75×6	3



PARTS LIST » 557 311 000

01.04. 559 0145 09

POS-NR.	PART NAME	AMOUNT
1	DIN 916 – M6×0,75×8	3
2	DIN 913 – M6×0,75×8	2
3	DIN 916 – M5×5	2
4	DIN 916 – M6×0,75×6	2
5	DIN 912 – M5×16	1



PARTS LIST » 557 410 000

94 01. HAND WHEEL MODULE

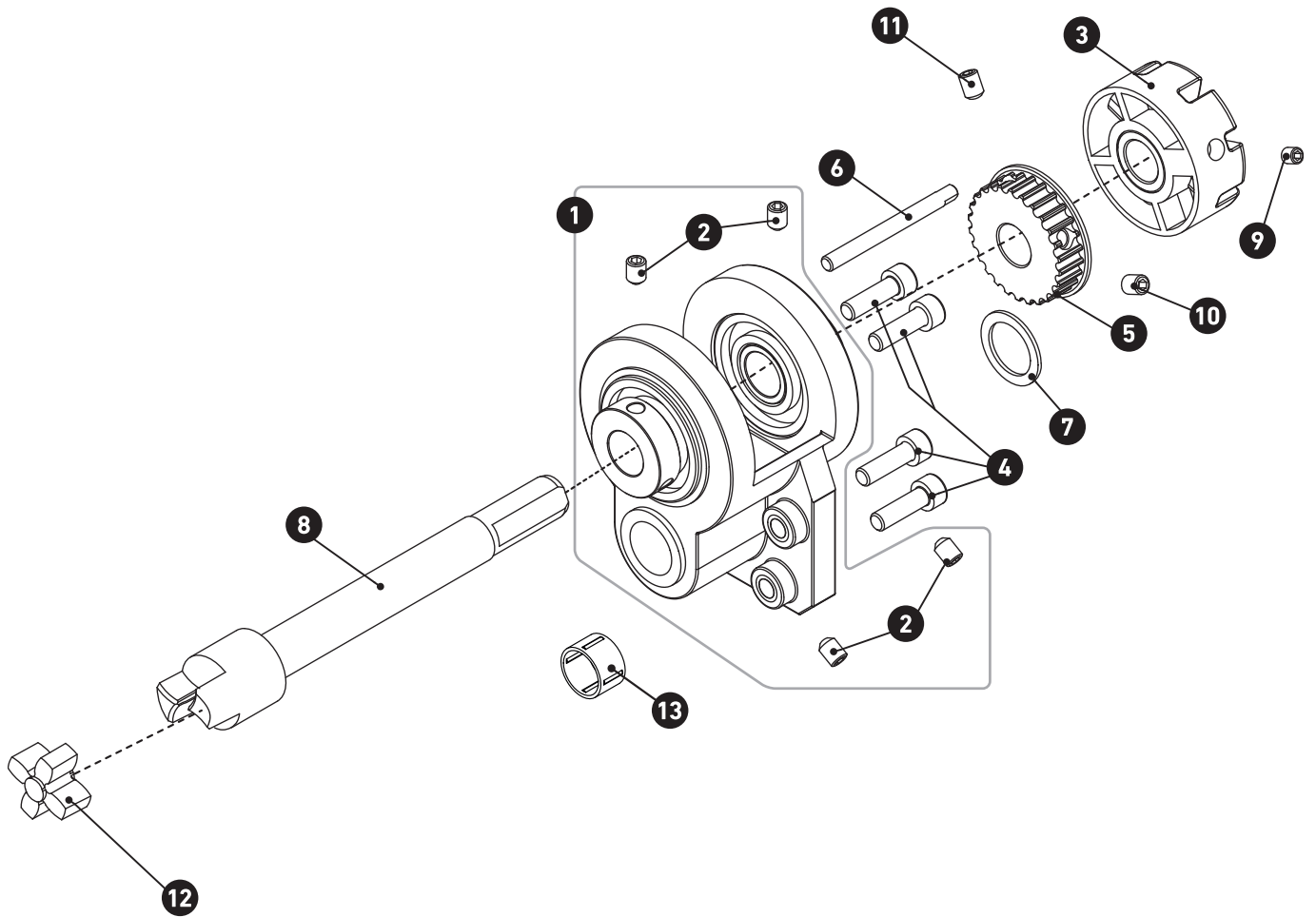
PARTS LIST » 557 410 000

01. HAND WHEEL MODULE

POS-NR.	PART NAME	AMOUNT
1	559 0419 09	1
2	DIN 913 – M6×8	4
3	559 0062 15	1
4	DIN 912 – M6×20	4
5	559 0061 10	1
6	559 0469 11	1
7	DIN 988 – 18×25×1.5	1
8	559 0486 00	1
9	DIN 916 – M5×6	1
10	DIN 916 – M6×0,75×8	1
11	DIN 913 – M6×0,75×8	1
12	559 0350 14	1
13	18x22x13 needle bearing	1

PARTS LIST » 557 410 000

01. HAND WHEEL MODULE



PARTS LIST » LUBRICATION

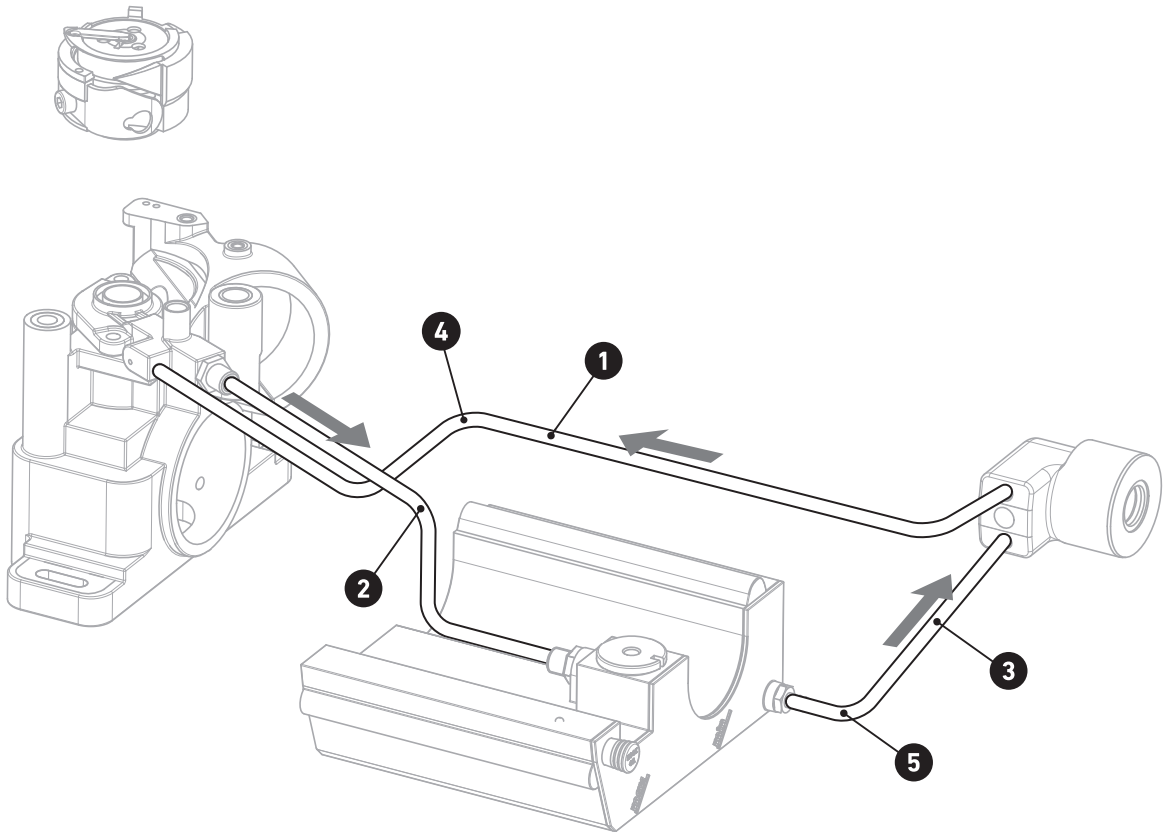
98 01. HOOK

100 02. HEAD

PARTS LIST » LUBRICATION

01. HOOK

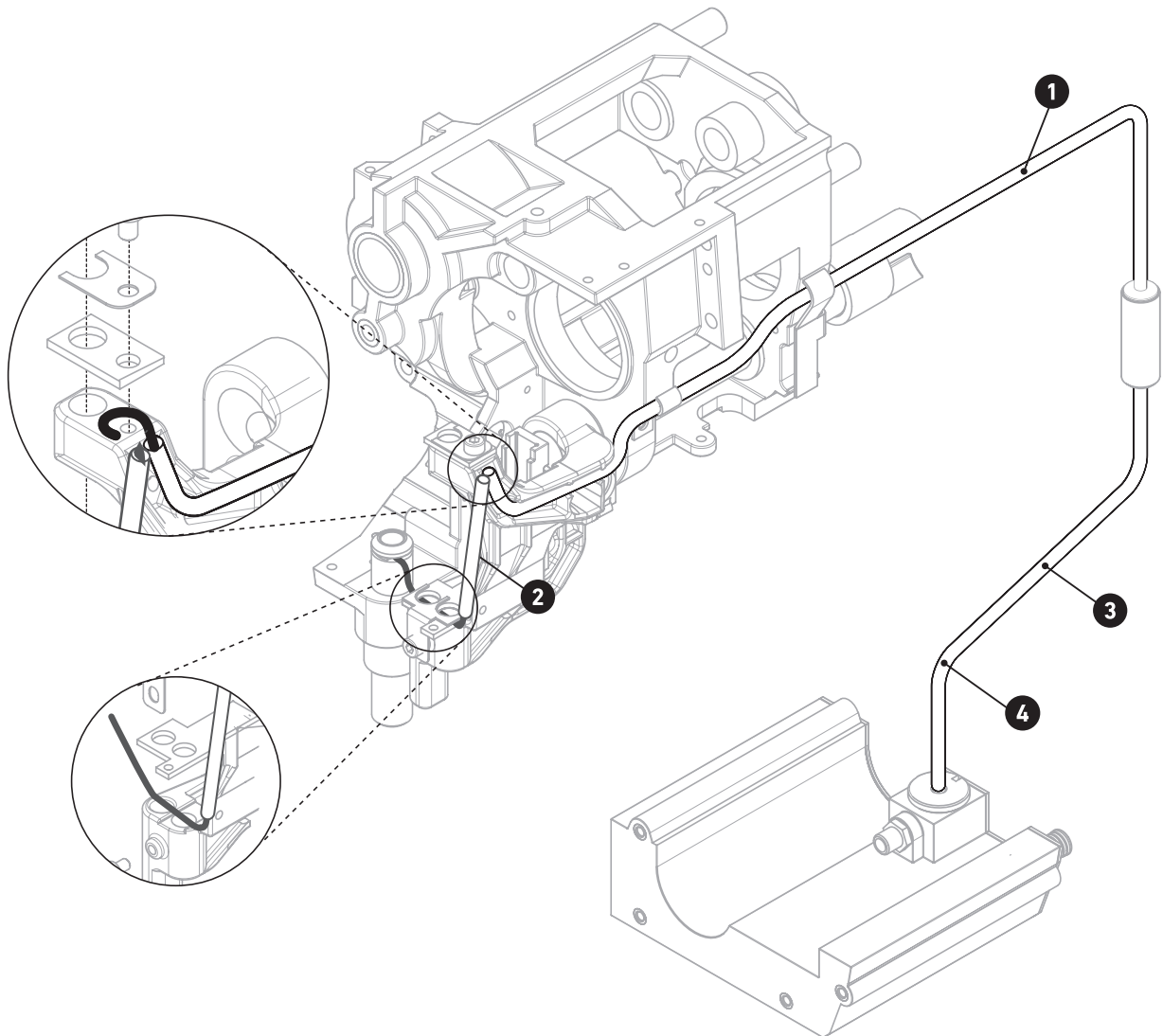
POS-NR.	PART NAME	AMOUNT
1	559 0897 14	1
2	559 0864 14	1
3	559 0898 14	1
4	559 ??? 14 Longarm	1
5	559 ??? 14 Longarm	1



PARTS LIST » LUBRICATION

02. HEAD

POS-NR.	PART NAME	AMOUNT
1	559 0951 14	1
2	559 0950 14	1
3	559 0953 14	1
4	559 007 14 Longarm	1



PARTS LIST » ELECTRONIC PARTS SEWING

104	01. 559 0641 59 (PANEL)
106	02. CONTROL BOX & SETPOINT DEVICE
108	03. BACK COVER CONTROL BOX
110	04. CABLING HEAD PCB
112	05. CABLING CTL, THREAD TENSION, LIGHT, THREAD TRAPPER, BOBBIN WINDER & THREAD TRIMMER

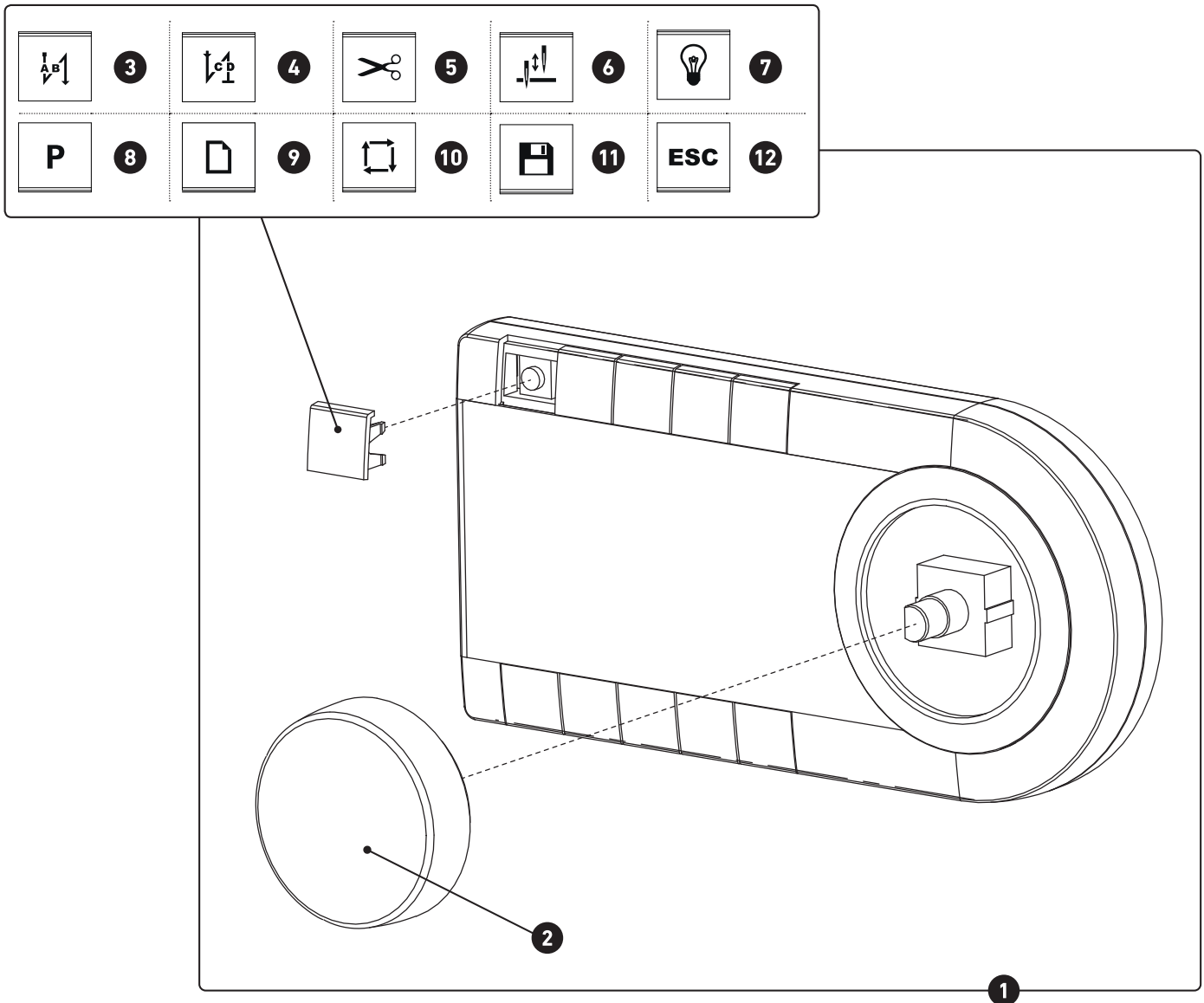
PARTS LIST » ELECTRONIC PARTS SEWING

01. 559 0641 59 (PANEL)

POS-NR.	PART NAME	AMOUNT
1	559 0641 59	1
2	500 035 330	1
3	500 035 501	1
4	500 035 502	1
5	559 0551 59	1
6	559 0552 59	1
7	559 0553 59	1
8	500 035 506	1
9	559 0554 59	1
10	559 0555 59	1
11	559 0556 59	1
12	500 035 510	1

PARTS LIST » ELECTRONIC PARTS SEWING

01. 559 0641 59 (PANEL)



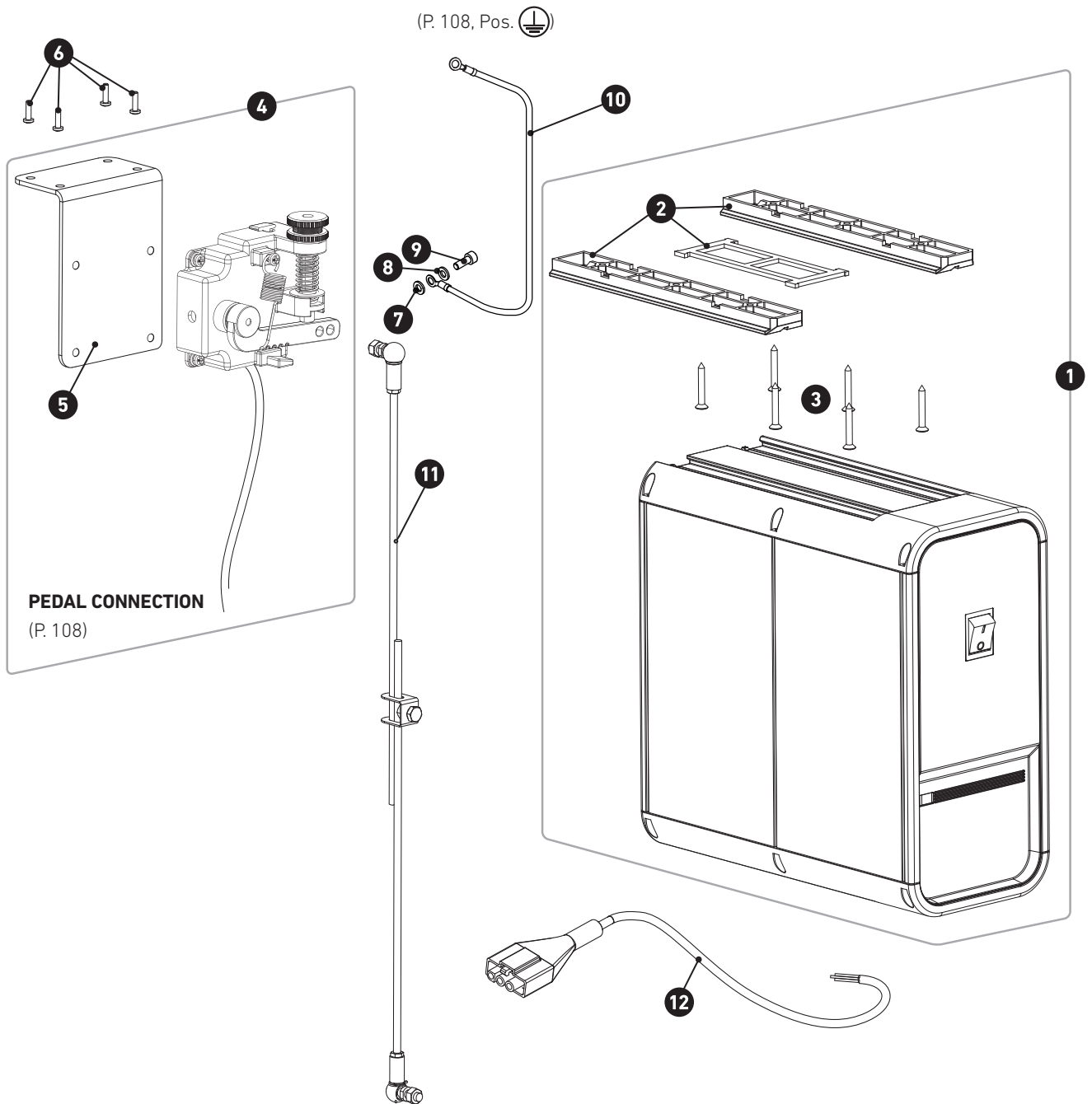
PARTS LIST » ELECTRONIC PARTS SEWING

02. CONTROL BOX & SETPOINT DEVICE

POS-NR.	PART NAME	AMOUNT
1	559 0629 59	1
2	559 2162 06	1
3	DIN 7983 – ST4,2×32	6
4	559 2155 09	1
5	559 2153 16	1
6	DIN 7049 – ST 3.5×13-C-H-N	4
7	Washer DIN 125 – A6,4	1
8	Washer DIN 126 – A6,6	1
9	DIN 912 – M6×16	1
10	559 0612 59	1
11	559 2161 09	1
12	559 0654 59	1

PARTS LIST » ELECTRONIC PARTS SEWING

02. CONTROL BOX & SETPOINT DEVICE



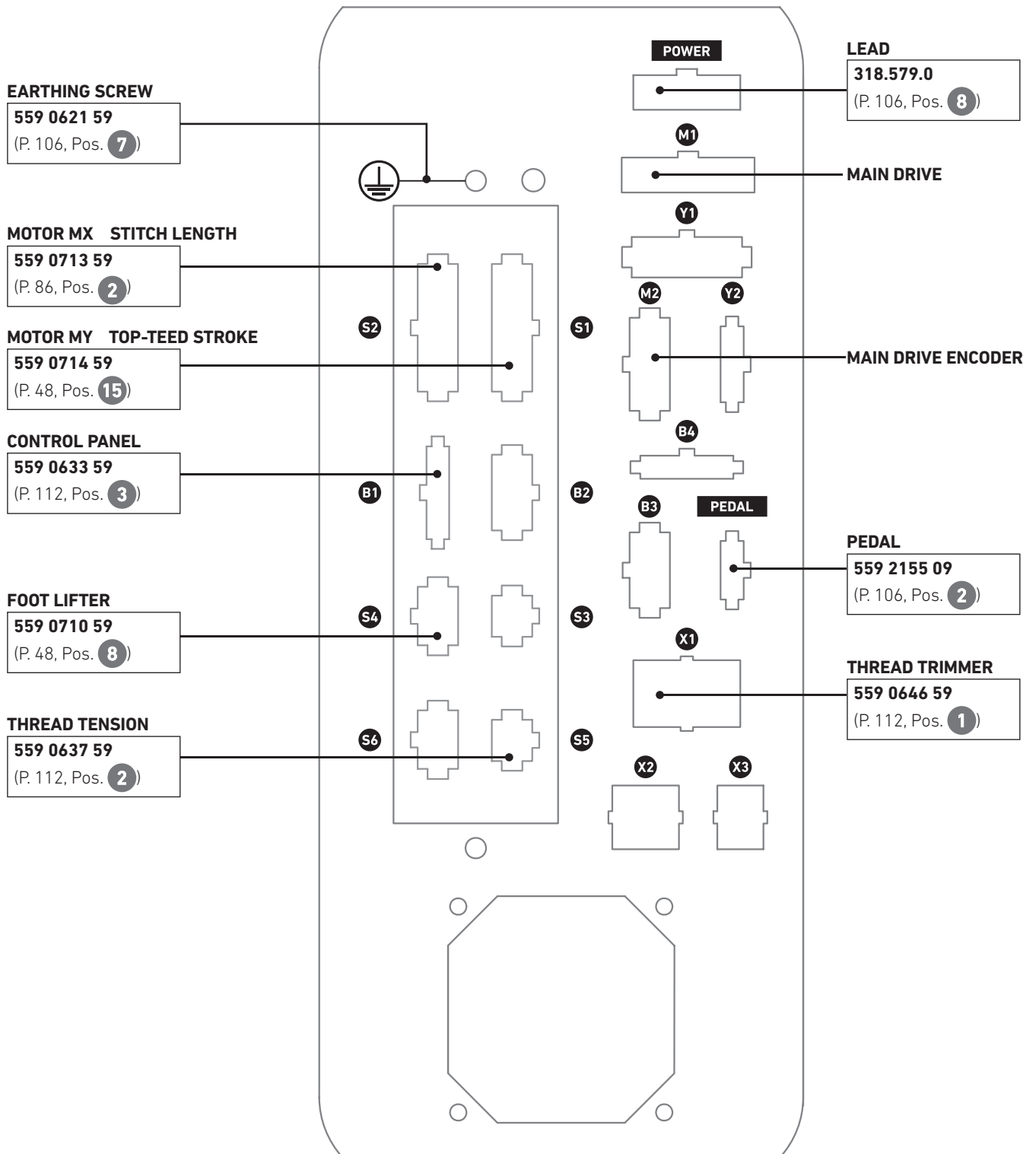
PARTS LIST » ELECTRONIC PARTS SEWING

03. BACK COVER CONTROL BOX

POS-NR.	CONNECTION
S2	Stepper Motor My
S1	Stepper Motor Mx
B1	Control Panel
B2	Reserve
S4	Foot Lift Motor
S3	Reserve
S6	Reserve
S5	Thread Tension
POWER	Power
M1	Reserve
Y1	Reserve
M2	Reserve
Y2	Reserve
B4	Reserve
B3	Reserve
X1	Fans & Lights
X2	Reserve
X3	Reserve

PARTS LIST » ELECTRONIC PARTS SEWING

03. BACK COVER CONTROL BOX



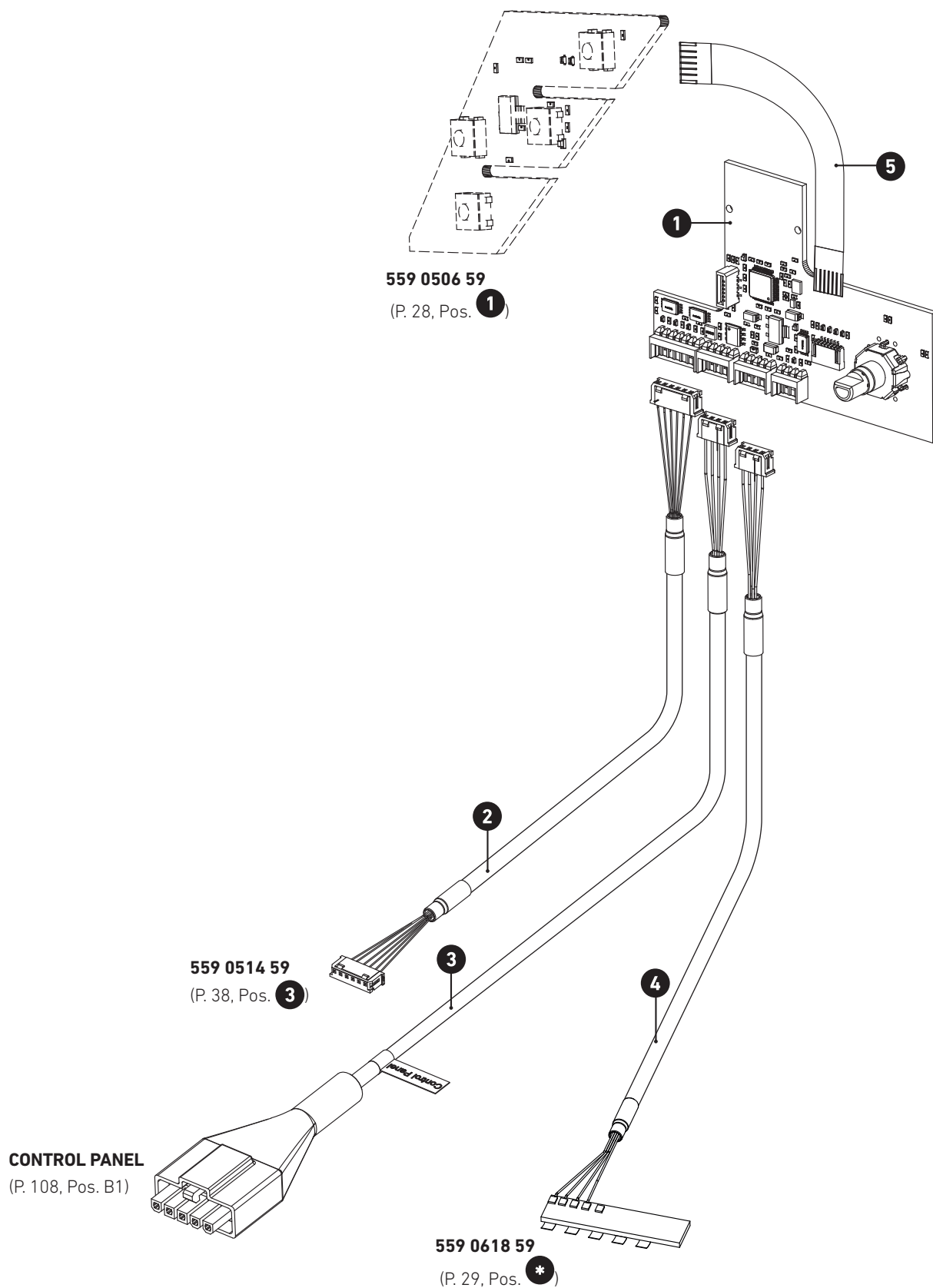
PARTS LIST » ELECTRONIC PARTS SEWING

04. CABLING HEAD PCB

POS-NR.	PART NAME	AMOUNT
1	559 0507 59	1
2	559 0644 59	1
3	559 0633 59	1
4	559 0618 59	1
5	559 0613 59	1

PARTS LIST » ELECTRONIC PARTS SEWING

04. CABLING HEAD PCB



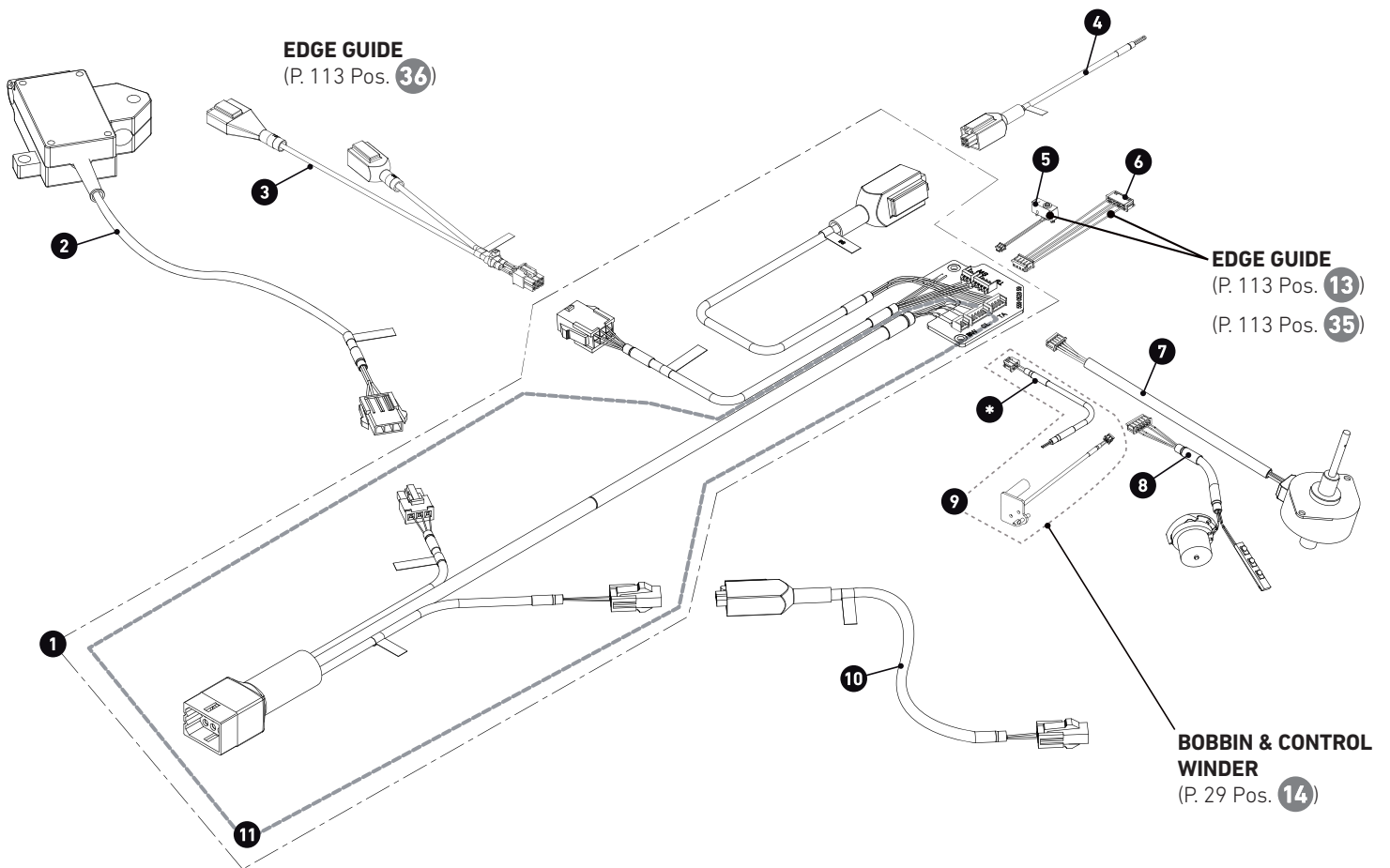
PARTS LIST » ELECTRONIC PARTS SEWING

05. CABLING CTL, THREAD TENSION, LIGHT, THREAD TRAPPER,
BOBBIN WINDER & THREAD TRIMMER

POS-NR.	PART NAME	AMOUNT
1	559 0658 59	1
2	559 0669 59	1
3	559 0722 59	1
4	559 0637 59	1
5	559 0721 59	1
6	559 0720 59	1
7	559 0704 59	1
8	559 0636 59	1
9	559 0663 59	1
*	559 0649 59	1
10	559 0638 59	1
11	559 0648 59	1

PARTS LIST » ELECTRONIC PARTS SEWING

05. CABLING CTL, THREAD TENSION, LIGHT, THREAD TRAPPER, BOBBIN WINDER & THREAD TRIMMER



PARTS LIST » SEWING ACCESSORIES

01. STANDARD ACCESSORIES – INCLUDED IN DELIVERY

116 01.01. FRAME – ACCESSORIES

118 01.02. ACCESSORIES

02. OPTIONAL ACCESSORIES

120 02.01. NEEDLE GAUGE PARTS

124 02.02. ADDITIONAL EQUIPMENT

132 02.03. ADJUSTMENT GAUGE

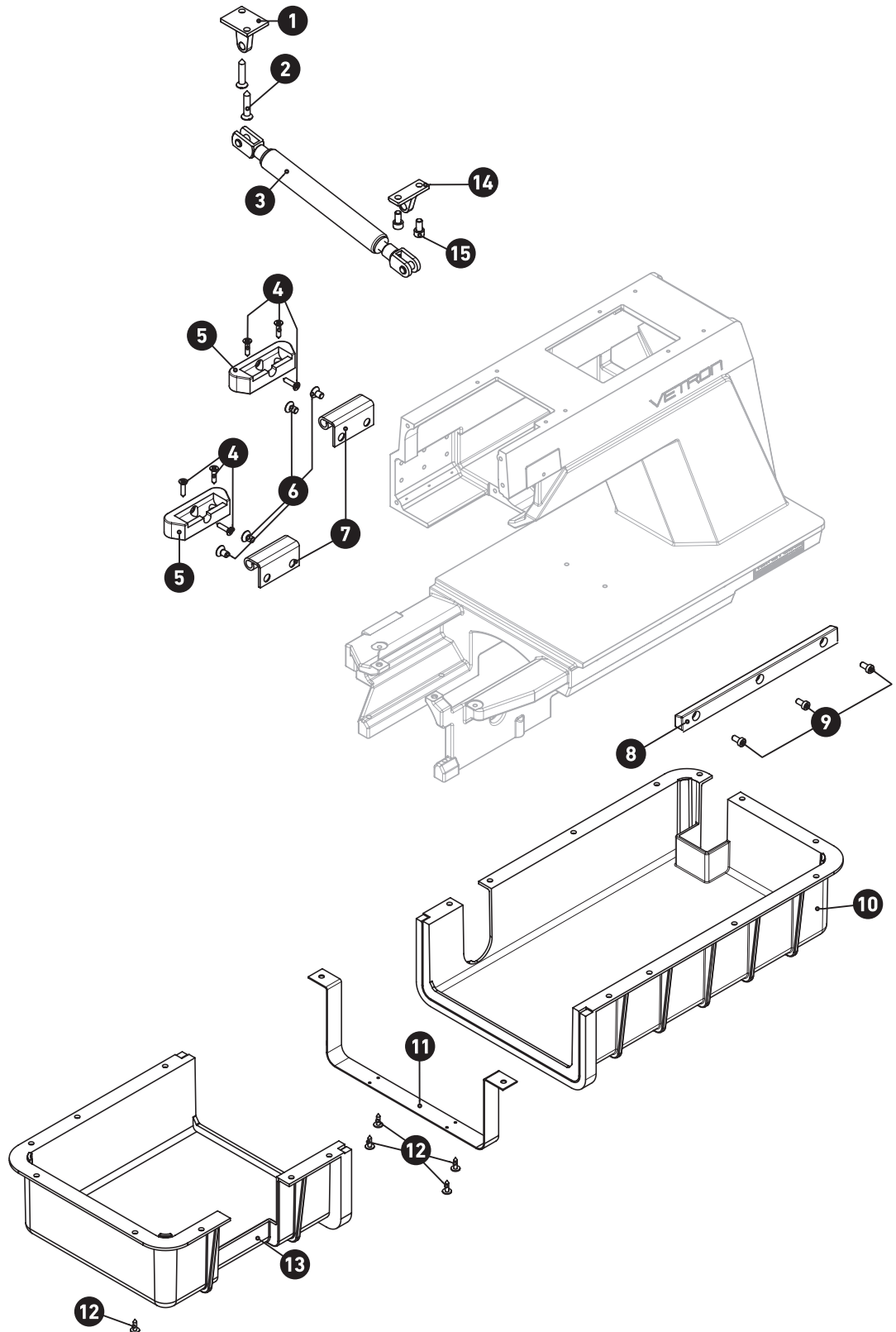
PARTS LIST » SEWING ACCESSORIES

01.01. FRAME – ACCESSORIES

POS-NR.	PART NAME	LONGARM	
		AMOUNT	AMOUNT
1	559 0432 12	1	1
2	WN56 – 6×30	2	2
3	559 0458 39	1	-
	559 1785 09 (Longarm)	-	1
4	DIN 7982 – ST4.2×19	6	9
5	559 0218 35	2	3
6	DIN 7991 – M6×10	4	6
7	559 0354 13	2	3
8	559 0220 35	1	2
9	DIN 7984 – M5×10	3	6
10	559 0233 35	1	1
11	559 0435 15	1	-
	559 0436 15 (Longarm)	-	1
12	DIN 968 – ST3.5x13	29	33
13	559 0244 35	1	1
14	559 0433 12	1	1
15	DIN 912 - M6x12	2	2

PARTS LIST » SEWING ACCESSORIES

01.01. FRAME – ACCESSORIES



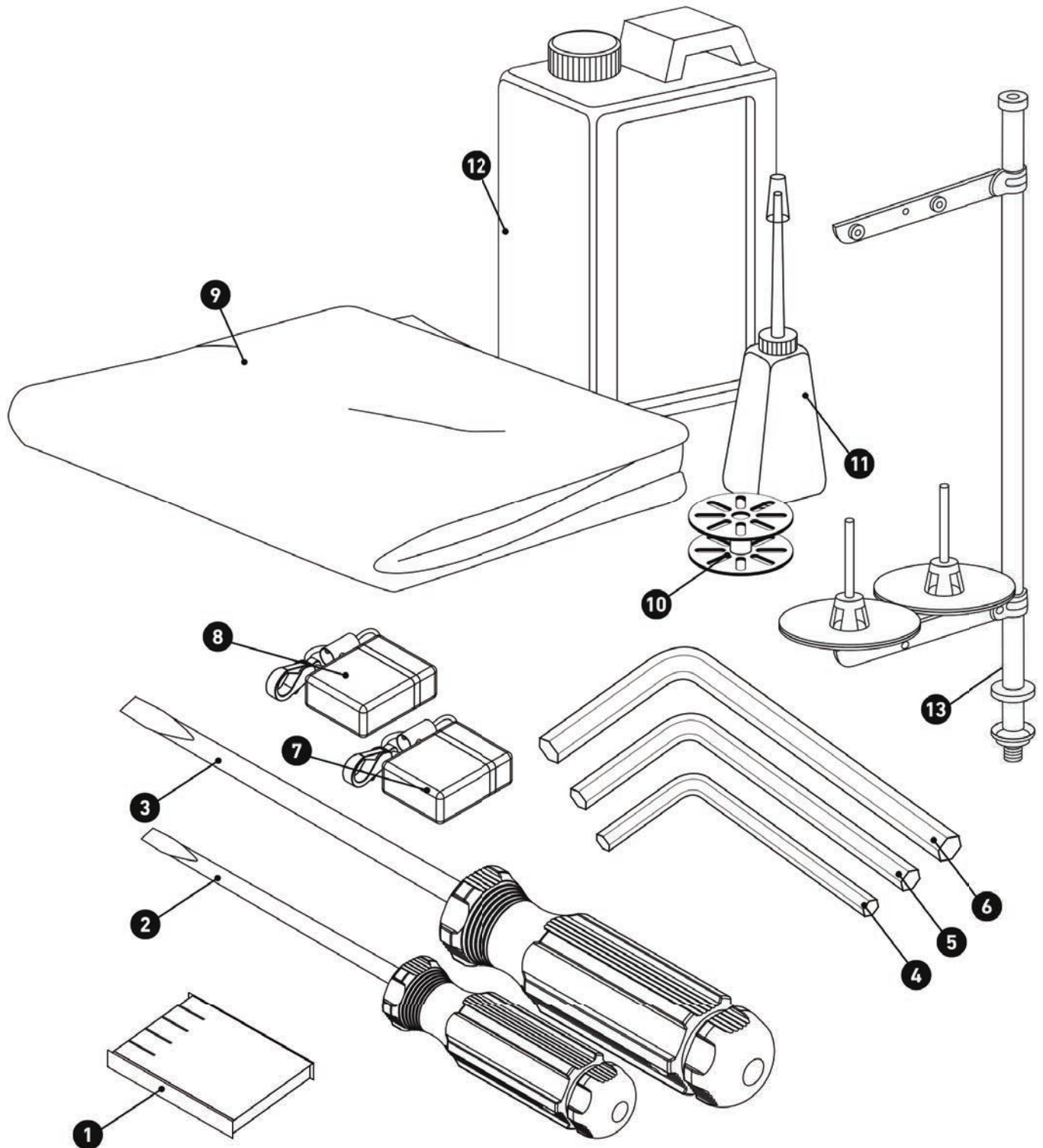
PARTS LIST » SEWING ACCESSORIES

01.02. ACCESSORIES

POS-NR.	PART NAME	AMOUNT
1	134-135 Needle Size 120	1 packet
2	W060401023 (Screw Driver S)	1
3	W060401017 (Screw Driver L)	1
4	S151004003 (Hexagonal wrench s=3)	1
5	S151004004 (Hexagonal wrench s=4)	1
6	S151004005 (Hexagonal wrench s=5)	1
7	559 0626 59 (USB Flash Drive – Admin)	1
8	559 0628 59 (USB Flash Drive – Operator)	1
9	559 0856 30	1
	559 0948 30 (Long-arm)	1
10	93WF14-042 (ø26 mm)	4
	559 0827 30 (ø32 mm)	4
11	W060302001	1
12	W060302014	1
13	006F00030	1

PARTS LIST » SEWING ACCESSORIES

01.02. ACCESSORIES

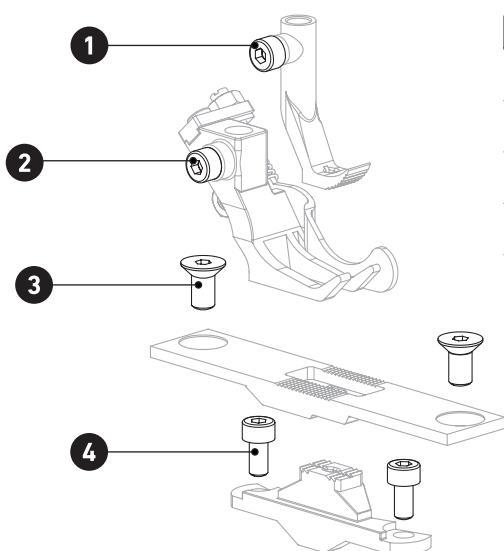


PARTS LIST » SEWING ACCESSORIES

02.01. NEEDLE GAUGE PARTS

	POS-NR.	MODEL	STITCH LENGTH (mm)	ORDER #	
SEWING EQUIPMENT FOR STANDARD SEWING OPERATIONS					
<p>Diagram showing exploded views of sewing equipment parts. Part 1 is the needle gauge assembly. Part 2 is the needle gauge base. Part 3 is the needle gauge plate. Part 4 is the needle gauge foot. The diagram shows how these parts fit together.</p>			6.0	558 101 006	
			H	9.0	558 102 009
				12.0	558 103 012
		SET: 1 - 4		6.0	558 104 006
			XH	9.0	558 105 009
				12.0	558 106 012
		1	H	6.0 / 9.0 / 12.0	559 4300 13
			XH		559 4301 13
		2	H / XH	6.0	559 4201 09
				9.0	
				12.0	559 4203 09
		3	H / XH	6.0	559 4000 13
				9.0	559 4001 13
				12.0	559 4002 13
		4	H	6.0 / 9.0 / 12.0	559 4100 13
			XH		559 4101 13

FASTENING PARTS FOR SEWING EQUIPMENTS



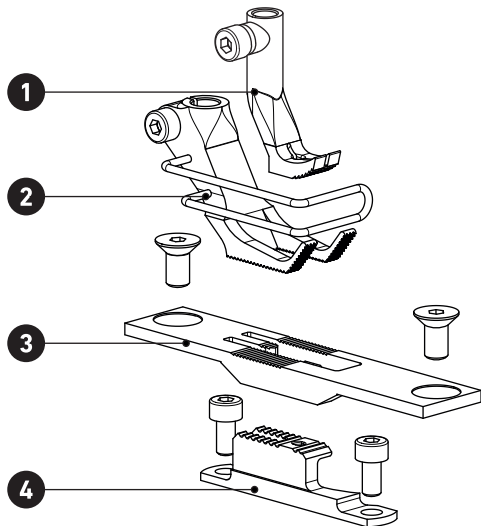
POS-NR.	PART NAME
1	nickel plated DIN 912 - M4x6
2	nickel plated DIN 912 - M4x8
3	nickel plated DIN 7991 - M5x10 chrome plated
4	DIN 912 - M4x8

PARTS LIST » SEWING ACCESSORIES

02.01. NEEDLE GAUGE PARTS

POS-NR.	MODEL	STITCH LENGTH (mm)	ORDER #
---------	-------	--------------------	---------

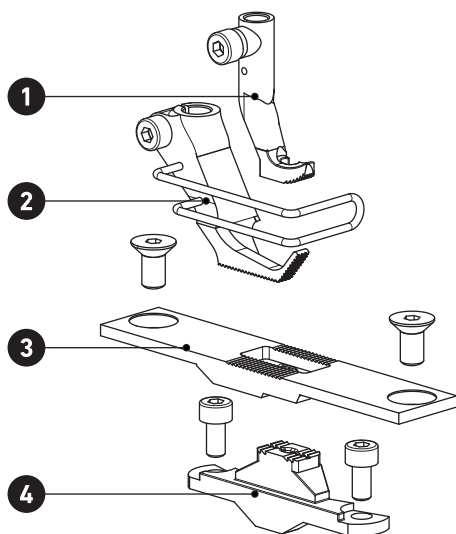
SEWING EQUIPMENT FOR STANDARD SEWING OPERATIONS WITH OPTIMIZED FEEDING CHARACTERISTICS



SET:
1 - 4

		6.0	558 139 006
	H	9.0	558 140 009
		12.0	558 141 012
		6.0	558 142 006
	XH	9.0	558 143 009
		12.0	558 144 012
1	H	6.0 / 9.0 / 12.0	559 4300 13
	XH		559 4301 13
2	H / XH	6.0	559 4201 09
		9.0	559 4203 09
		12.0	559 4203 09
3	H / XH	6.0	559 4003 13
		9.0	559 4004 13
		12.0	559 4005 13
4	H	6.0 / 9.0 / 12.0	559 4102 13
	XH		559 4103 13

SEWING EQUIPMENT FOR STITCHING ON EDGES ON THE RIGHT OF THE NEEDLE



SET:

1 - 4

			558 107 006
1			559 4302 13
2			559 4204 09
3			559 4000 13
4			559 4100 13

PARTS LIST » SEWING ACCESSORIES

02.01. NEEDLE GAUGE PARTS

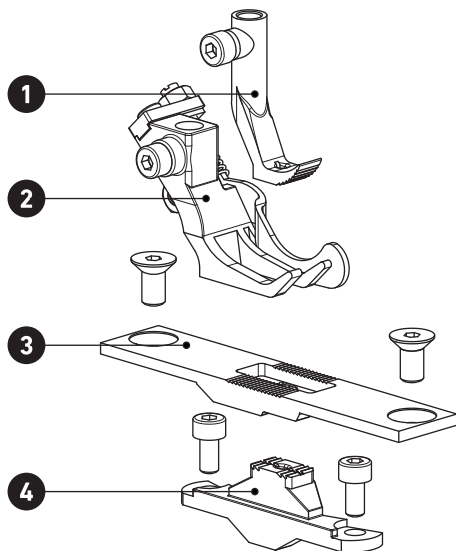
	POS-NR.	MODEL	STITCH LENGTH (mm)	ORDER #	
SEWING EQUIPMENT FOR STITCHING ON EDGES ON THE LEFT OF THE NEEDLE					
	SET:				
		1 - 4		558 108 006	
		1		559 4306 13	
		2		559 4213 09	
	3		559 4000 13		
	4		559 4100 13		
SEWING EQUIPMENT FOR STITCHING & WELT ATTACHING OPERATIONS					
		welt groove // Kedernut 5 mm		558 125 006	
	SET:				
		1 - 5	welt groove // Kedernut 8 mm		558 128 006
		1	5 mm		559 4305 09
		1	8 mm		559 4311 09
	2	5 mm		559 4206 13	
	2	8 mm		559 4218 13	
	3			559 4000 13	
	4			559 4100 13	
	5			559 0985 13	

PARTS LIST » SEWING ACCESSORIES

02.01. NEEDLE GAUGE PARTS

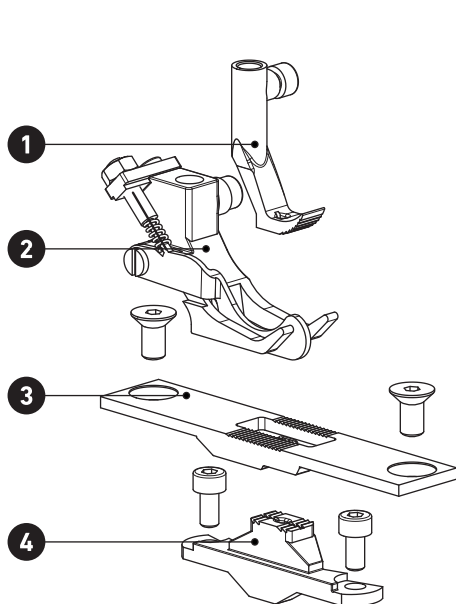
POS-NR.	MODEL	STITCH LENGTH (mm)	ORDER #
---------	-------	--------------------	---------

SEWING EQUIPMENT WITH RIGHT COMPENSATING GUIDE – FOR LAP SEAM OPERATIONS



SET:	MODEL	STITCH LENGTH (mm)	ORDER #
1 - 4	guide on right side // 5 mm		558 145 009
1			559 4307 13
2			559 4209 09
3			559 4001 13
4			559 4100 13

SEWING EQUIPMENT WITH LEFT COMPENSATING GUIDE – FOR LAP SEAM OPERATIONS



SET:	MODEL	STITCH LENGTH (mm)	ORDER #
1 - 4	guide on left side // 5 mm		558 155 009
1			559 4308 13
2			559 4210 09
3			559 4001 13
4			559 4100 13

PARTS LIST » SEWING ACCESSORIES

02.02. ADDITIONAL EQUIPMENT

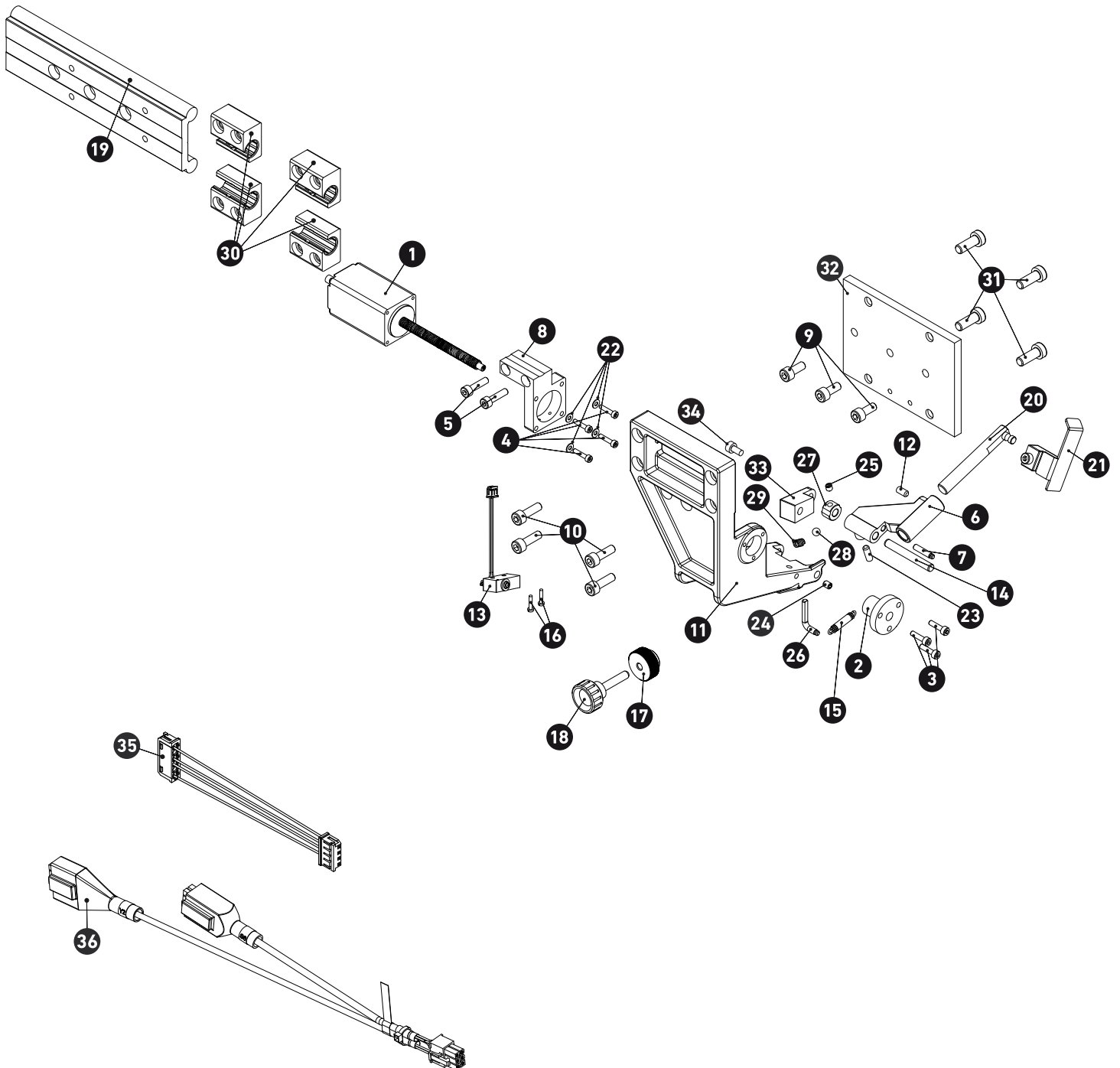
POS-NR.	PART NAME	AMOUNT
1	559 0715 59	1
2	559 1767 31	1
3	DIN 912-M3×12	1
4	DIN 912-M2,5×12	4
5	DIN 912-M4×16	2
6	559 1772 16	1
7	559 1770 11	1
8	559 1768 10	1
9	DIN 912-M5×12	3
10	DIN 912-M5×16	4
11	559 1766 16	1
12	DIN 913-M4×8	1
13	559 0721 59	1
14	559 1799 10	1
15	559 1769 10	1
16	ISO 1207 - M2×10	2
17	559 1777 31	1
18	559 1776 39	1
19	559 1773 39	1
20	559 1787 01	1
21	559 1954 32	1
22	Washer DIN 125 - A2.7	4
23	DIN 912-M4×8	1
24	DIN 913-M4×5	1
25	DIN 912-M4×5	1
26	559 1899 11	1
27	559 2878 11	1
28	DIN 5401 (Ball 5 mm)	1
29	D-117 A (spring)	1
30	559 1775 09	4
31	DIN 7984 M6×16	4
32	559 1763 10	1
33	559 2879 11	1
34	DIN 912-M4×12	1
35	559 0720 59	1
36	559 0722 59	1

PARTS LIST » SEWING ACCESSORIES

02.02. ADDITIONAL EQUIPMENT

ELECTRIC EDGE GUIDE ASSY

558 710 000



PARTS LIST » SEWING ACCESSORIES

02.02. ADDITIONAL EQUIPMENT

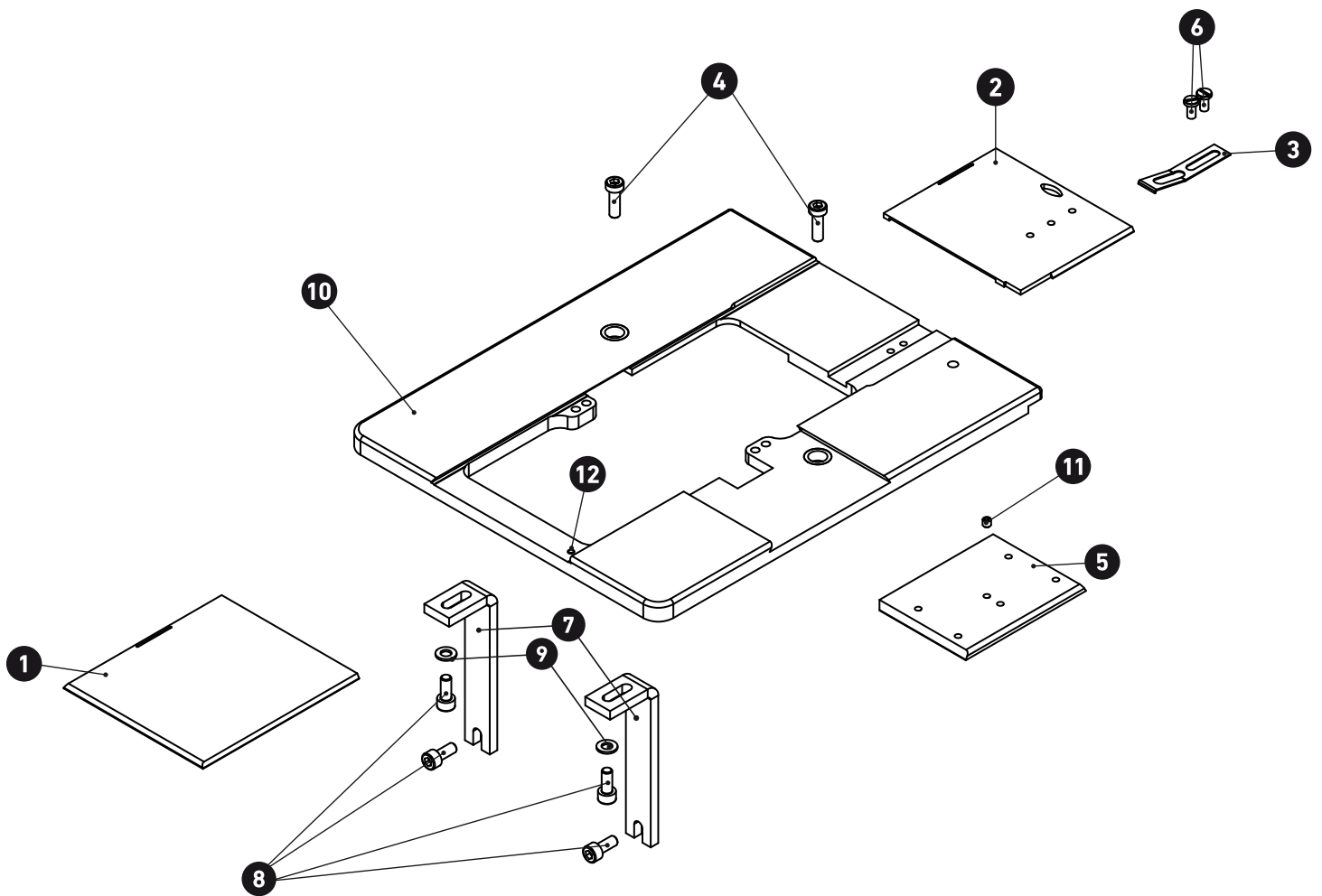
POS-NR.	PART NAME	AMOUNT
1	559 0916 13	1
2	559 1715 13	1
3	559 1741 13	1
4	DIN 6912-M5×16-11.8N	2
5	559 1753 16	1
6	CSA 3538 001	2
7	559 1749 11	2
8	DIN 912-M5×12-12N	4
9	Washer DIN 125 A5.3	2
10	559 1750 16	1
11	DIN 913-M4×4N	1
12	DIN 913-M4×6N	1
13	559 1790 09	1

PARTS LIST » SEWING ACCESSORIES

02.02. ADDITIONAL EQUIPMENT

METAL BED PLATE ASSY

559 1754 09



PARTS LIST » SEWING ACCESSORIES

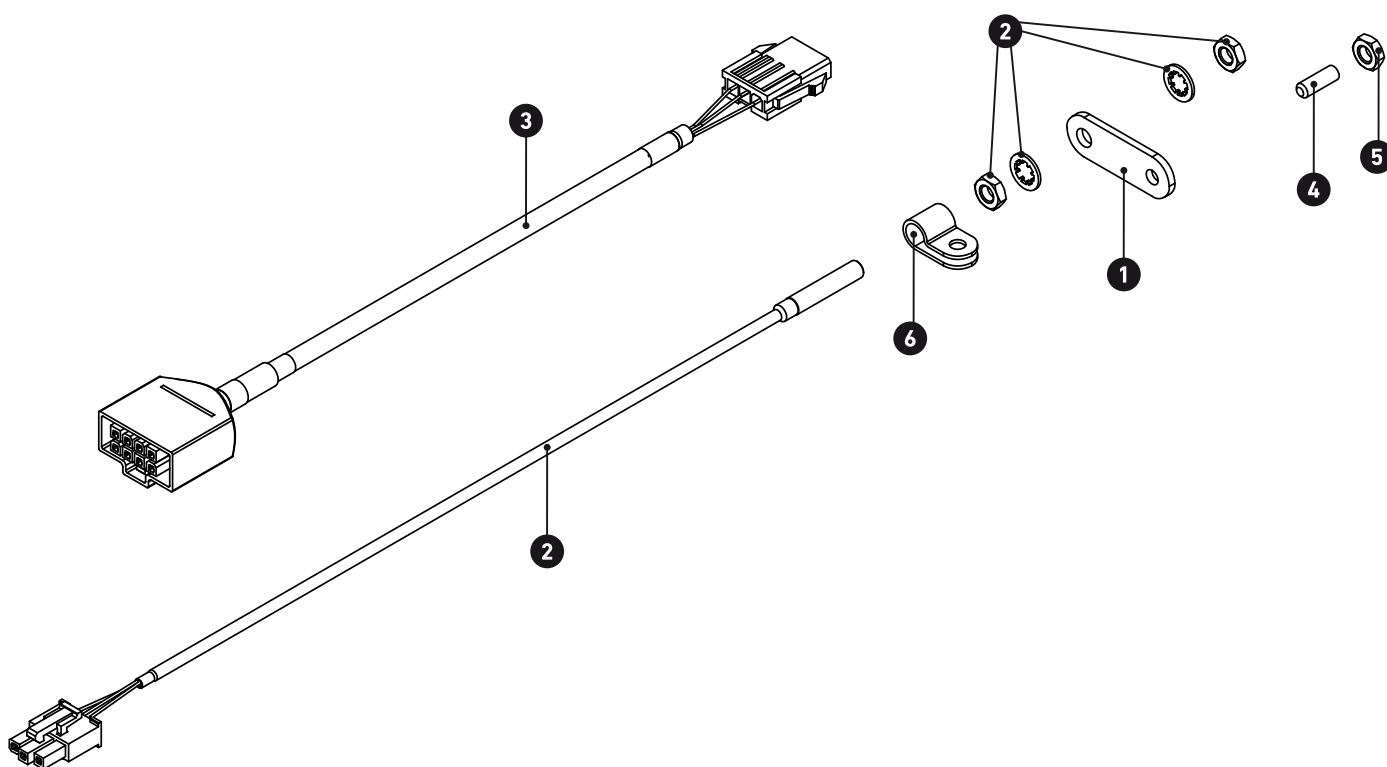
02.02. ADDITIONAL EQUIPMENT

POS-NR.	PART NAME	AMOUNT
1	559 2608 10	1
2	559 0666 59	1
3	559 0668 59	1
4	DIN 913 M4×12	1
5	DIN 439 M4×12	1
6	211-600 39	1

PARTS LIST » SEWING ACCESSORIES

02.02. ADDITIONAL EQUIPMENT

SLIDE CONTROL
559 2613 09



PARTS LIST » SEWING ACCESSORIES

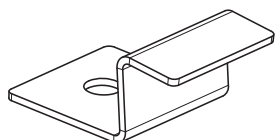
02.02. ADDITIONAL EQUIPMENT

DESCRIPTION

ADJUSTMENT RANGE

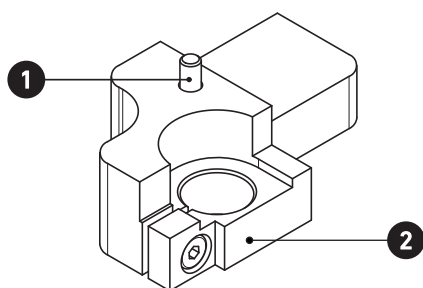
ORDER #

FIXATION FOR DISPLAY



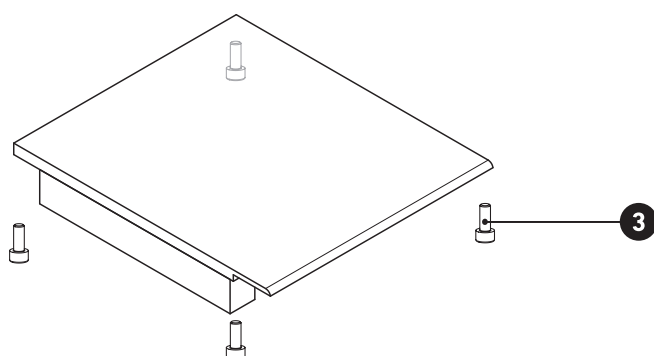
559 0922 11

ADAPTER FOR ADDITIONAL EQUIPMENT



559 0999 10

LEFT METAL COVER



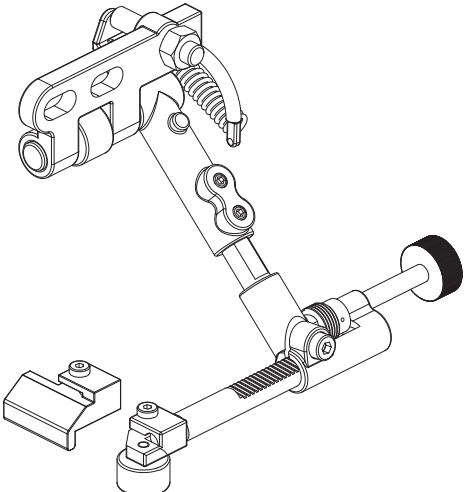
559 0985 13

ROLLER & STRAIGHT GUIDE WITH FINE ADJUSTMENT

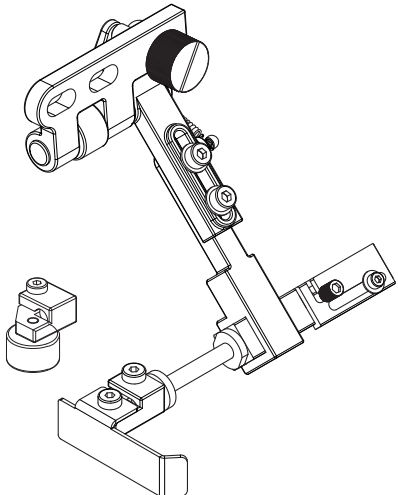
POS-NR.	PART NAME	AMOUNT
1	DIN 912 - M4x20	1
2	DIN 7984 - M4x8	1
3	DIN 912 - M4x10	4

PARTS LIST » SEWING ACCESSORIES

02.02. ADDITIONAL EQUIPMENT

DESCRIPTION	ADJUSTMENT RANGE	ORDER #
 <p data-bbox="770 622 1002 857">Combined hinged roller & straight guide, can be raised. Distance adjustment: Kombinierter Rollen- & Geradanschlag rechts, hochschwenkbar. Absteppbreite:</p>	1–30 mm	558 701 000

STRAIGHT GUIDE WITH QUICK ADJUSTMENT OF TWO DISTANCES

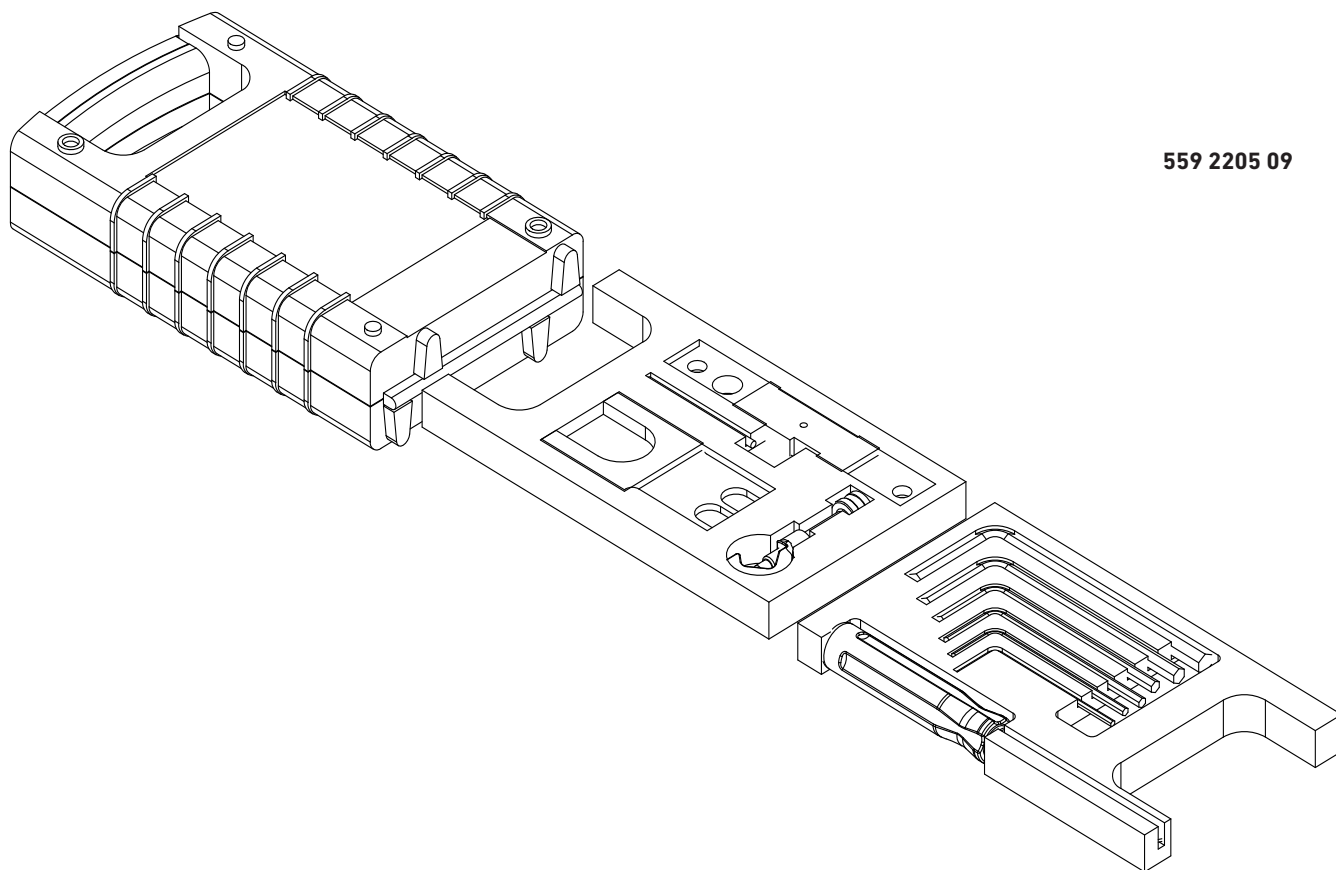
 <p data-bbox="770 1256 1038 1518">Straight edge guide right, swing up. Two stitch width pre-adjusted, with quick change. Geradanschlag rechts, hochschwenkbar. Zwei Absteppbreiten vorjustiert mit Schnellverstellung</p>	1–30 mm	558 702 000
---	---------	--------------------

PARTS LIST » SEWING ACCESSORIES

02.03. ADJUSTMENT GAUGE

ORDER #

SERVICE KIT



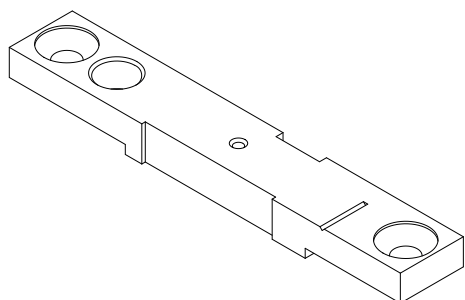
559 2205 09

PARTS LIST » SEWING ACCESSORIES

02.03. ADJUSTMENT GAUGE

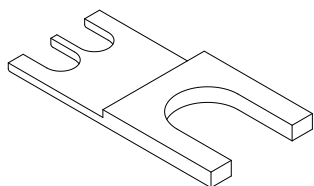
DESCRIPTION	ADJUSTMENT RANGE	ORDER #
-------------	------------------	---------

ADJUSTMENT GAUGE



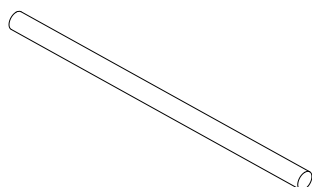
557 110 112

ADJUSTMENT GAUGE



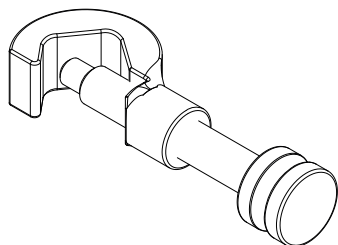
557 110 119

PARALLEL PIN



DIN 6325 - 2M6x40

CLEMP



557 110 120

PARTS LIST » TABLE STAND

136 01. TABLE STAND

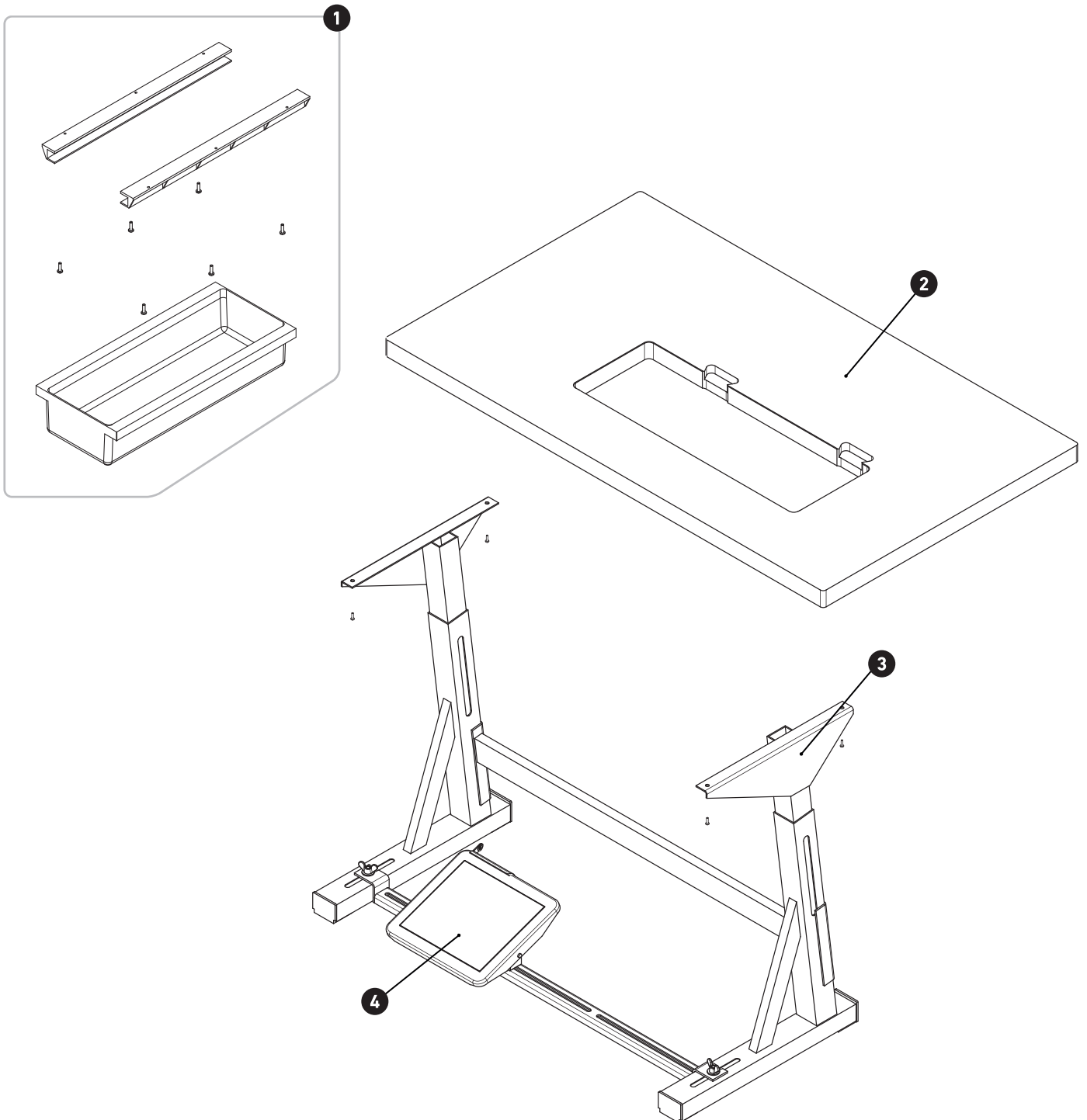
PARTS LIST » TABLE STAND


01. TABLE STAND

POS-NR.	PART NAME	AMOUNT
1	559 2163 09	1
2	51-24044-12 (Table plate 1200×600 mm)	1
	51-24063-12 (Table plate for long arm machine 1600×600 cm)	Long-arm
3	01-00115-35 (Height adjustable stand incl. Pedal (KES-B-1000-L))	1
	01-01500 (Electric height adjustable stand for sitting or standing position (KES-2000) without pedal)	Option
	01-01520 Electric height adjustable stand for sitting or standing position with rolls (KES-2000-R0075) without pedal	Option
	01-00118-35 Long-arm stand Height adjustable stand incl. Pedal (KES-B-14000-L)	Long-arm
	01-01510 Long-arm stand Electric height adjustable stand for sitting or standing operation (KES-2000-1200-660mm) without pedal	Long-arm Option
	01-01530 Long-arm stand Electric height adjustable stand for sitting or standing operation with rolls (KES-2000-R0075-1200-660mm) without pedal	Long-arm Option
4	11-00030-35 Pedal KES-B-1000-L	1
	11-001129-35 Pedal K-20 for electric height adjustable stand	Option
	11-00123-35 Pedal K-40-T for electric height adjustable stand for sitting or standing operation	Option

PARTS LIST » TABLE STAND

01. TABLE STAND





XI'AN TYPICAL EUROPE GmbH

Hertelsbrunnenring 9
D-67657 Kaiserslautern
Tel.: +49 (0)631 316019-0
Fax: +49 (0)631 316019-11

E-mail: sales@typical-europe.com
www.typical-europe.com